



*City of Miami
Gardens*

REVENUE MANUAL

For FY 2013-2014

City of Miami Gardens

Revenue Manual

Table of Contents

<u>General Fund</u>	<u>Page</u>	2 nd Local Option Gas Tax	362
General Fund	310	State Revenue Sharing	363
Property Tax	311	Public Works Permit Fees	364
Electric Franchise Tax	312	Banner Fees	368
Gas Franchise Tax	312	Grants and Donations	369
Solid Waste Franchise Tax	313	Stormwater Management Fee	370
Electric Utility tax	314	Interest Income	371
Water Utility Tax	315	FDOT Landscaping Agreement	371
Gas Utility Tax	315	Undesignated Fund Balance	372
Local Communications Svc. Tax	316	½-Cent Sales Tax	373
Local Business License Tax	317		
Certificates of Use	326	<u>Development Services Fund</u>	<u>Page</u>
Landlord Permit Fees	330	Development Service Fund	374
Lien Search Fees	330	Planning & Zoning Fees	375
Lien Reduction Fees	331	Community Development District Fees	388
Bid Specification Charge	332	Building Fees	388
State Revenue Sharing	332	Technology Surcharge	427
Alcoholic Beverage Licenses	333	General Fund Subsidy	427
Half-Cent Sales Tax	334	Interest Income	428
County Business License Tax	335		
General Fund Overhead Charge	336	<u>Special Revenue Fund</u>	<u>Page</u>
CIP Project Management Charge	336	Special Revenue Fund	429
Non-Criminal Traffic Fines	337	Impact Fees	430
Parking Fines	338	Law Enforcement Education Trust	431
School Crossing Guard Fines 1	338	Interest Income	432
School Crossing Guard Fines 2	339		
Parks and Recreation Fees	340	<u>Capital Projects Fund</u>	<u>Page</u>
Sports Programming Fees	344	Capital Projects Fund	434
Community Center Fees	344	Grants and Donations	435
Local Code Violations	346	Proceeds of Long Tern Debt	435
Alarm Permits	348	Transfers-In	436
Interest Income	348	Interest Income	437
Bus Shelter Advertising Revenue	349		
Insurance Reimbursement	350	<u>Stormwater Utility Fund</u>	<u>Page</u>
Lobbyist Registration Fees	350	Stormwater Utility Fund	438
Grants and Donations	351	Stormwater Fee	439
Jazz-in-the-Garden Revenue	352	Flood Plain Management Fees	439
Passport Fees	352	Interest Income	441
Police Fees	353	Grants and Donations	441
Off-Duty Police Work Fees	354	Unreserved Fund Balance	442
Miscellaneous Fees/Revenues	354		
City Clerk Fees	355	<u>CDBG Fund</u>	<u>Page</u>
Special Event Fees (Noise Permits)	355	CDBG Fund	443
Registration of Foreclosure	355	Grants and Donations	444
Rebates	355		
Unreserved Fund Balance	356	<u>SHIP Fund</u>	<u>Page</u>
Red Light Camera Fines	357	SHIP Fund	445
Certificate of Re-Occupancy	357	Grants	446
Slot Machine Revenue	358		
Towing Franchise Fee	359	<u>Law Enforcement Trust Fund</u>	<u>Page</u>
Bonds & Capital Lease Proceeds	359	Law Enforcement Fund	447
Sale of Assets	360	Confiscations	448
		Interest Income	448
		Unreserved Fund Balance	449
<u>Transportation Fund</u>	<u>Page</u>	<u>Debt Service Fund</u>	<u>Page</u>
Transportation Fund	361	Debt Service Fund	450
1 st Local Option Gas Tax	362	Transfers-In	451



*City of Miami
Gardens*

**REVENUE
MANUAL**
For FY-2013 - 2014

GENERAL FUND

Ad Valorem or Property Tax

Revenue Description

An ad valorem tax (or property tax) is a levy against the taxable value of real and personal property. Prior to October 1 of each fiscal year, the City Council sets the millage rate for the tax. One mill equals \$1 of tax per \$1,000 of taxable assessed value. The millage rate is applied to the most recent taxable assessed value as provided by the Miami-Dade Council Property Appraiser.

Taxable assessed value equals total assessed value less any allowable exemptions, such as the first or second \$25,000 for Homestead exemption, additional Senior Citizen exemption, and/or disability exemptions.

Example:

Assessed Value	. \$100,000
Less 1 st Homestead exemption	\$25,000
Less 2 nd Homestead exemption	<u>\$25,000</u>
Taxable Value	\$50,000

Tax rate = \$6.2728 per \$1,000 of taxable value, thus:
 \$50,000/1,000 = \$50 x \$6.2728 = \$313.64 (tax bill)

Legal Basis for Revenue

Florida Constitution, Article VII, Section 9
 Laws of Florida, Chapter 200
 Florida Statutes §116.211
 City of Miami Gardens Charter Article 4, Section 4.9 & Article 8, Sections 8.3 & 8.4
 City of Miami Gardens Ordinance 2004-19-35
 City of Miami Gardens Resolution 2007-135-642

Special Requirements

Cities, counties and school boards are authorized to levy property taxes up to a total of 10 mills each. The 10 mill cap can be exceeded by a voter referendum for capital projects. This voted millage is not counted towards the 10 mill cap. Special districts may also have taxing authority independent of the general government(s) in which they conduct business such as hospital districts, drainage districts and similar quasi-governmental organizations. These millages vary according to their individual enabling legislation.

In addition to the 10 mill cap, state law regulates the process and amount of millage levied each year. The Truth in Millage Act (TRIM) regulates the process for setting the annual millage and for determining the "roll-Back rate" or the rate of millage required to yield the same dollar amount of revenue received in the prior period. All proposed increases in annual millage must be calculated from the roll-back rate.

Fund/Account Number: General Fund
 01-00-00-311-100-00

Use of Revenue: General Fund, unrestricted.

Method/Frequency of Payment

Payment is made directly to Miami-Dade County Tax Collector either by the property owner or through the owner's mortgage company. Payment is made annually from November to March each year. Payments made prior to March are eligible for a discount as follows: 4% if paid in November, 3% if paid in December, 2% if paid in January,

1% if paid in February. Payments made after March are subject to penalty.

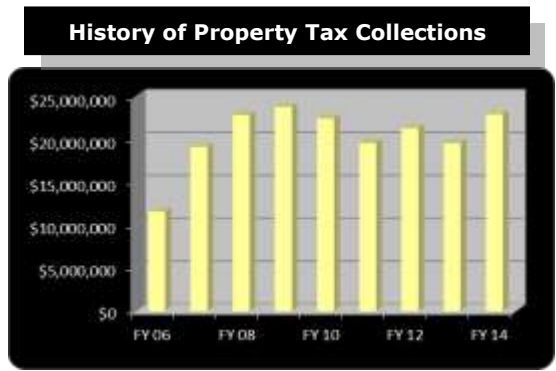
Basis for Budget Estimate

Each June 1, the Miami-Dade County Property Appraiser is required by statute to provide an estimate to each taxing jurisdiction of the estimated taxable valuation of all personal and real property within the jurisdiction. A final estimate is provided on July 1. Using this estimate, the city applies its proposed millage rate to yield the estimated revenue for the coming year. By state statute, the City can only budget 95% of this estimate.

Collection History

<i>Fiscal Year</i>	<i>Amount</i>	<i>% increase/ (Decrease)</i>
FY 05	\$9,951,396	n/a
FY 06	\$11,635,651	16.92%
FY 07	\$19,180,662	64.84%
FY 08	\$22,871,432	19.24%
FY 09	\$23,840,155	4.23%
FY 10	\$22,493,510	(5.65%)
FY 11	\$19,616,970	(12.79%)
FY 12	\$21,340,234	8.78%
FY 13**	\$20,718,436	(1.74%)
FY 14***	\$22,955,298	17.23%

* Prior to FY-05, property tax receipts were retained by the County to cover "services" provided to the City.
 ** Estimated
 *** Budget



Discussion

Upon incorporation, the City inherited the prior set Miami-Dade County un-incorporated rate of 2.4 mills. This rate was in place for FY 2003 and was re-adopted for FY 2004. Finding this rate insufficient to accomplish the improvements desired by the community, Council raised the rate to 3.6384 mills for FY 2005.

In FY 2007, the City Council voted to start its own police department and raised the millage to 5.1488 raised to cover the transition costs. This rate was maintained for FY 08-09.

For FY-09, City Council adopted the roll-back rate of 5.1402. For FY-10, the roll back rate rose slightly to 5.3734. For FY 12, Council approved a tax rate increase to 6.5616 to rebuild the reserve fund. For FY 13, Council adopted a roll back rate of 6.3260. For FY 14, Council has tentatively adopted a tax rate increase to 6.9363.

Electric Franchise Revenue

Revenue Description

Revenue is derived from a fee levied on all electrical service within the City. Fee was levied by the Miami-Dade County under a 1989 franchise agreement between the County and Florida Power & Light Corporation granting the utility the non-exclusive right to serve the area. In 2007, the City and Miami-Dade County entered into an interlocal agreement transferring the collected fees to the City effective upon the City's incorporation in 2003 until the end of the current franchise agreement.

Legal Basis for Revenue

Florida Statutes §166.231, 180.14, 80.20
Miami-Dade County Ordinance 89-81
City of Miami Gardens Charter Article 4, Section 4.9 & Article 8, Sections 8.3 & 8.4 Interlocal Agreement between Miami-Dade County and the City of Miami Gardens, Resolution 2007-96-603

Special Requirements: None.

Fund/Account Number: General Fund
01-00-00-323-100-00

Use of Revenue: General Fund, unrestricted.

Method/Frequency of Payment

The Franchise fee is 6% of the total revenues less permit fees and ad valorem taxes paid by FP&L from the sale of electricity. Payment is made directly to Florida Power & Light which remits it who, in turn, remits it to the City once a year.

Basis for Budget Estimate

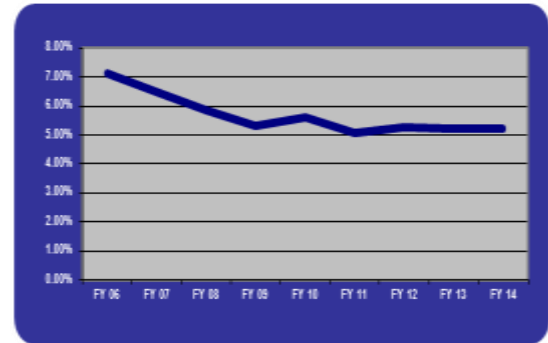
Estimate for budgeting purposes is made by the City based on historical trends. This is adjusted by estimates of new construction.

Collection History

<i>Fiscal Year</i>	<i>Amount</i>	<i>% increase/ (Decrease)</i>
FY 06	\$3,015,219	
FY 07	\$3,477,481	15.3%
FY 08	\$4,188,860	20.5%
FY 09	\$3,978,584	(5.02%)
FY 10	\$4,038,941	1.52%
FY 11	\$2,957,525	(26.85%)
FY 12	\$3,358,782	13.57%
FY 13*	\$3,350,000	(0.26%)
FY 14**	\$3,410,000	1.79%

* Estimated
** Budgeted

History of Electric Franchise Tax as % of Total General Fund Revenue

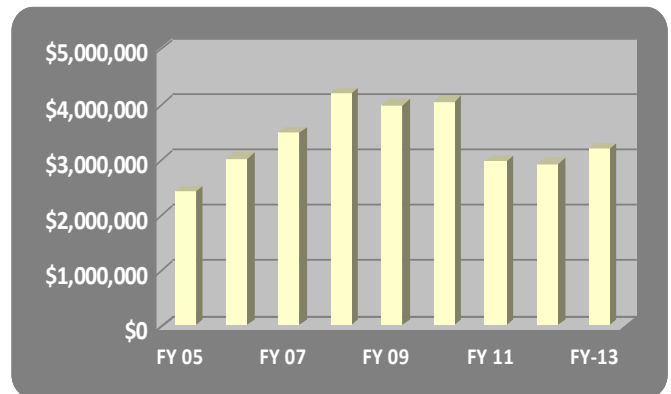


Discussion

The electric franchise tax is moderate sized revenue for and a vital component to the financing of the General Fund. While the he tax grew steady over the City's first four years, it has been declining as a percentage of total General Fund Revenues due in large part to the relative increase in millage as a primary source of financing.

Because electric use is partially the function of weather, there is always an unknown factor in estimating for budget purposes. In addition, a major hurricane can interrupt service for an extended period of time, also affecting revenues. In addition, the fuel adjustment charge on the electric bill has can change dramatically, affecting the tax collected.

History of Electric Franchise Tax Collections



Gas Franchise Fee

Revenue Description

Revenue is derived from a fee levied on all natural service within the corporate limits of the City of Miami Gardens. Fee was levied by the City in 2004 under a 1989 franchise agreement between the City of Miami Gardens and NUI Utilities awarding a non-exclusive

franchise for the utility to offer service within the corporate limits.

Legal Basis for Revenue

Florida Statutes §166.231, 180.14, 80.20
 City of Miami Gardens Charter Article 4, Section 4.9 & Article 8, Sections 8.3 & 8.4
 City of Miami Gardens Ordinance 2004-04-20
 Contract between City of Miami Gardens and NUI Utilities

Special Requirements

None

Fund/Account Number

General Fund
 01-00-00-323-400-00

Use of Revenue

General Fund, unrestricted.

Method/Frequency of Payment

The Gas Franchise fee is 10% of the total revenues from the sale of natural gas. Payment is made directly by the customer to NUI Utilities (A.K.A. City Gas), which remits it monthly to the City.

Basis for Budget Estimate

Estimate for budgeting purposes is made by the City based on historical trends. This is adjusted by estimates of new construction.

Collection History

<i>Fiscal Year</i>	<i>Amount</i>	<i>% increase/ (Decrease)</i>
FY 05	\$191,895	
FY 06	\$297,989	55.3%
FY 07	\$234,798	(21.2%)
FY 08	\$166,459	(29.11%)
FY 09	\$215,436	29.42%
FY 10	\$197,849	(8.16%)
FY 11	\$187,734	(5.11%)
FY 12	\$172,169	(8.29%)
FY 13*	\$175,543	1.96%
FY 14**	\$180,000	2.54%

* Estimated
 ** Budgeted

Discussion

The gas franchise fee is one of several franchise fee revenues for the City. Currently, the City has only one provider, NUI Utilities, also known as City Gas. Gas is not a large component of the local power scene, thus the revenues are rather modest. The largest users of gas are the City industrial sector. Because gas use is partially the function of weather as with electric, there is always an unknown factor in estimating for budget purposes.

History of Gas Franchise Fee Collections



Solid Waste Franchise Fee

Revenue Description

Revenue is derived from a fee levied on all commercial solid waste disposal service providers that do business within the corporate limits of the City of Miami Gardens. Fee was levied by the City in 2004 under an ordinance adopted by City Council establishing non-exclusive franchises for commercial solid waste providers. The ordinance established a 15% fee on the total billing of franchisees for business conducted within the City. The fee is collected monthly from each provider. For FY 2012, the City has 9 active franchise agreements.

Legal Basis for Revenue

Florida Statutes §166.231, 180.14, 80.20
 City of Miami Gardens Charter Article 4, Section 4.9 & Article 8, Sections 8.3 & 8.4
 City of Miami Gardens Ordinance 2004-03-19
 Franchise agreements between the City and various providers.

Special Requirements

State statutes provide an exemption for solid waste that is recycled such as curbside recycling and for debris deposited in separate construction and demolition landfills, and other recycling activities.

Fund/Account Number: General Fund
 01-00-00-323-700-00

Use of Revenue: General Fund, unrestricted.

Method/Frequency of Payment

Franchise fee is 15% of the total company's gross sales from commercial garbage collection within the City of Miami Gardens. Payment is made directly to the City by each franchisee on a monthly basis. Roll-Off containers are charged at \$100 each.

Basis for Budget Estimate

Estimate for budgeting purposes is made by the City staff based on historical trends. This is adjusted by estimates of new commercial construction.

Collection History

<i>Fiscal Year</i>	<i>Amount</i>	<i>% increase/ (Decrease)</i>
FY 05	\$800,869	
FY 06	\$667,007	(16.7)%
FY 07	\$863,951	29.5%
FY 08	\$888,000	2.8%
FY 09	\$823,232	(7.37)%
FY 10	\$813,856	(1.13)%
FY 11	\$806,978	(0.85)%
FY 12	\$823,827	2.09%
FY 13*	\$808,758	(1.83)%
FY 14**	\$820,000	1.39%

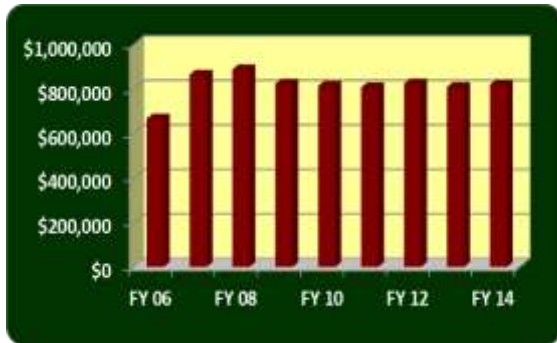
* Estimated
** Budgeted

Discussion

The solid waste franchise fee is one of several franchise fee revenues for the City. Currently, the City has 9 providers. The City's franchise fee is 15% of gross revenues; this is in addition to Miami-Dade County's 17% franchise fee. This later fee will eventually be reduced and/or eliminated as the County pays off solid waste bonds for which the fee was pledged.

The fee applies to all haulers of commercial solid waste within the City. This includes routine commercial garbage collection as well as commercial roll-off containers.

History of Solid Waste Franchise Fee Collections



Electric Utility Tax

Revenue Description

Revenue is derived from a tax on all electric Utility Service customers within the corporate limits of the City. The tax rate is 10% of the total bill excluding governmental charges, taxes and fuel adjustments.

Legal Basis for Revenue

Florida Statutes §166.231-.236
Miami Dade County Code of Ordinances §29-36

City of Miami Gardens Charter Article 4, Section 4.9 and Article 8, Section 8.3 & Section 8.4
City of Miami Gardens Ordinance 2003-01

Special Requirements: None.

Fund/Account Number: General Fund
01-00-00-314-100-00

Use of Revenue: General Fund, Unrestricted.

Method/Frequency of Payment

Tax is collected by the respective Florida Power & Light and remitted to the County, and in turn, the County remits it to the City monthly after deducting the City's pro-rata share of the County's Q.N.I.P. bond payment.

Basis for Budget Estimate

Estimate for budgeting purposes is made by the City staff based on historical trends. This is adjusted by estimates of new commercial construction.

Collection History

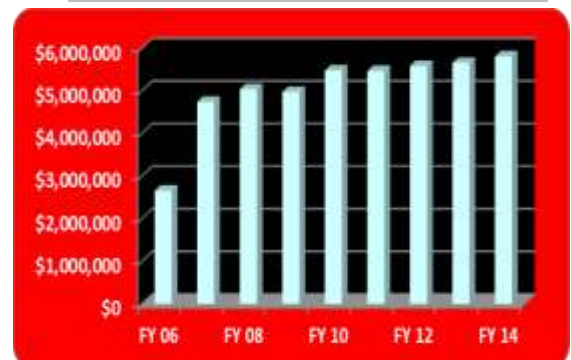
<i>Fiscal Year</i>	<i>Amount</i>	<i>% increase/ (Decrease)</i>
FY 06	\$2,652,561	
FY 07	\$4,735,403	78.52%
FY 08	\$5,032,182	9.79%
FY 09	\$4,968,381	(1.28)%
FY 10	\$5,473,141	10.16%
FY 11	\$5,458,988	(0.25)%
FY 12	\$5,578,789	2.19%
FY 13*	\$5,650,687	1.29%
FY 14**	\$5,800,000	2.64%

* Estimated
** Budgeted

Discussion

Currently, the City collects utility tax from water, electric and gas utilities operating within the City and a rate of 10% of the customer's bill. The tax is moderately large revenue for the general fund and is of generally low volatility. It can be affected by weather and positively by new construction and increased fuel adjustment charges. It is these latter two factors that have driven the relatively steady increase in the City's collections over time.

History of Electric Utility Tax Collections



Water Utility Tax

Revenue Description

Revenue is derived from a tax on all water utility service customers within the corporate limits of the City. The tax rate is 10% of the total bill excluding governmental charges, taxes and fuel adjustments.

Legal Basis for Revenue

Florida Statutes §166.231-.236
 City of Miami Gardens Charter Article 4, Section 4.9 & Article 8, Sections 8.3 & 8.4
 City of Miami Gardens Ordinance 2003-01

Special Requirements:

None.

Fund/Account Number

General Fund
 01-00-00-314-300-00

Use of Revenue: General Fund, unrestricted.

Method/Frequency of Payment

Tax is collected by one of three water utilities that serve residents and businesses within the City: City of North Miami Beach, City of Opa Locka or Miami-Dade County Water and Sewer Department. All jurisdictions remit the revenue to the City on a monthly basis. The City of Opa Locka remits their collections to Miami-Dade County who in turn, remits it to the City.

Basis for Budget Estimate

Estimate for budgeting purposes is made by the City staff based on historical trends. This is adjusted by estimates of new commercial construction.

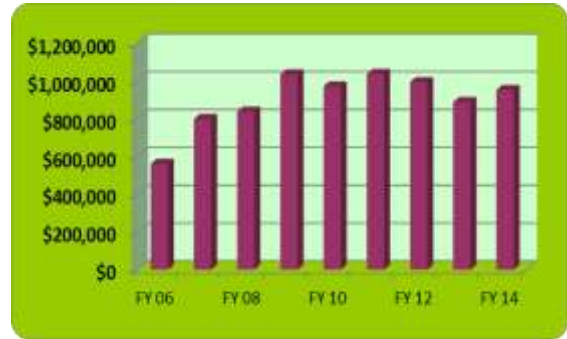
<i>Fiscal Year</i>	<i>Amount</i>	<i>% increase/ (Decrease)</i>
FY 06	\$559,457	
FY 07	\$796,199	42.32%
FY 08	\$835,364	4.9%
FY 09	\$1,031,801	23.52%
FY 10	\$968,843	(6.1%)
FY 11	\$1,033,985	6.72%
FY 12	\$991,323	(4.13%)
FY 13*	\$885,652	(10.66%)
FY 14**	\$950,000	7.27%

* Estimated
 ** Budgeted

Discussion

Currently, the City collects utility tax from water, electric and gas utilities operating within the City at a rate of 10% of the customer's bill. The tax is a moderately large revenue for the general fund and is of low volatility. It can be affected by weather and positively by new construction.

History of Water Utility Tax Collections



Gas Utility Tax

Revenue Description

Revenue is derived from a tax on all natural and propane service customers within the corporate limits of the City. The tax rate is 10% of the total bill excluding governmental charges, taxes and fuel adjustments.

Legal Basis for Revenue

Florida Statutes §166.231-.236
 City of Miami Gardens Charter Article 4, Section 4.9 & Article 8, Sections 8.3 & 8.4
 City of Miami Gardens Ordinance 2003-01

Special Requirements: None.

Fund/Account Number: General Fund
 01-00-00-314-400-00

Use of Revenue: General Fund, unrestricted.

Method/Frequency of Payment

Tax for natural gas sales is collected from the City's lone provider of natural gas, NUI Utilities (AKA: City Gas) by Miami-Dade County and remitted to the City on a periodic basis. The County has informed us that they have no way to allocate this revenue and thus have kept it.

Basis for Budget Estimate

Estimate of natural gas tax revenue is made by the City staff based on historical trends. This is adjusted by estimates of new commercial construction. Currently, LP gas tax revenue is estimated at zero.

Collection History

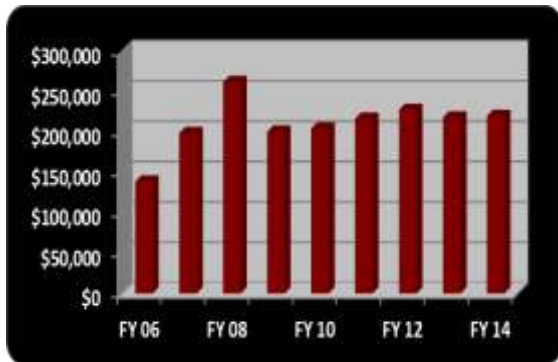
<i>Fiscal Year</i>	<i>Amount</i>	<i>% increase/ (Decrease)</i>
FY 06	\$138,673	
FY 07	\$198,653	43.3%
FY 08	\$262,001	21.8%
FY 09	\$200,553	(23.47)
FY 10	\$204,342	1.89%
FY 11	\$216,472	5.94%
FY 12	\$227,592	5.14%
FY 13*	\$218,168	(4.14%)
FY 14**	\$220,000	0.84%

*Estimated
 **Budgeted

Discussion

The gas utility tax is one of several utility tax revenues for the City. Currently, the City collects utility tax from water, electric and gas utilities operating within the City. The tax is minor revenue for the General Fund and is of generally low volatility. It is affected by new construction. The drop in revenue for FY 05 is due to a misclassification of the revenue by our outside finance firm. Records are not sufficient to restate.

History of Gas Utility Tax Collections



Local Communications Services Tax

Revenue Description

The Communications Services Tax was enacted to restructure and consolidate taxes on telecommunications, cable, direct-to-home satellite, and related services that existed prior to October 1, 2001. The definition of communications services encompasses voice, data, audio, video, or any other information or signals, including cable services that are transmitted by any medium.

The tax is imposed on retail sales of communications services which originate and terminate in the state, or originate or terminate in the state and are billed to an address within the state. Tax proceeds are transferred to county and municipal governments, Public Education Capital Outlay and Debt Service Trust Fund, and the state’s General Revenue Fund.

A county or municipality may, by ordinance, levy a local communications tax. The City levies the maximum rate of 5.22%.

Legal Basis for Revenue

Florida Statutes Chapter 202
City of Miami Gardens Charter Article 4, Section 4.9 & Article 8, Sections 8.3 & 8.4
City of Miami Gardens Ordinance 2003-02

Special Requirements

A city cannot levy the maximum rate and also require that the provider obtain building permits. Miami Gardens does not require such permits.

Fund/Account Number

General Fund
01-00-00-315-510-00

Use of Revenue

General Fund, unrestricted. Miami Gardens has pledged this revenue as security on several revenue bond issues.

Method/Frequency of Payment

Tax is collected by the State of Florida Department of Revenue who has the sole authority to audit the providers. The collections are remitted to the City on a monthly basis.

Basis for Budget Estimate

Estimate of communications services tax revenue for budgeting purposes is made by the State Department of Revenue and posted online during June; however, the City has found their estimated to be far in excess of actual collections. Budget estimates are now made by staff based on actual remittance experience.

Collection History

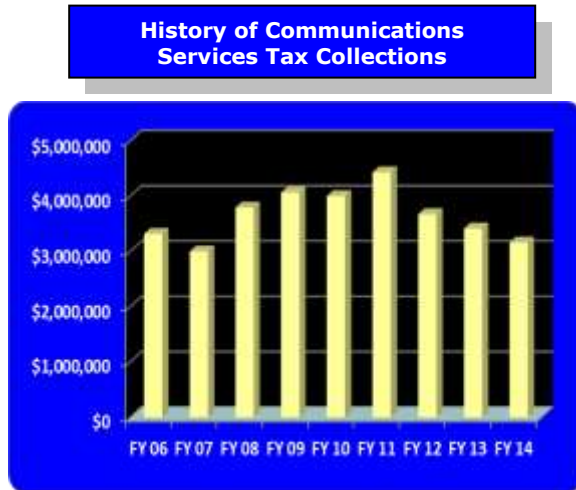
<i>Fiscal Year</i>	<i>Amount</i>	<i>% increase/ (Decrease)</i>
FY 05	\$4,392,713	
FY 06	\$3,313,754	(24.56%)
FY 07	\$2,995,664	(9.60%)
FY 08	\$3,788,720	26.47%
FY 09	\$4,061,914	7.21%
FY 10	\$3,994,708	(1.66%)
FY 11	\$4,426,216	10.8%
FY 12	\$3,669,763	(17.09%)
FY 13*	\$3,409,903	(7.08%)
FY 14**	\$3,158,036	(7.39%)

* Estimated
** Budgeted

Discussion

The Communications Services Tax has been one of the more difficult revenues for the City since its inception. As many of the local providers were miscoding their remittances to the state and the revenue was being diverted to Miami-Dade County instead of Miami Gardens.

The City and Miami-Dade County entered into an interlocal agreement whereby the County would give the City the amount of the State estimate and the City would transfer to the County all revenue directly collected by the State. This agreement expired at the end of FY 2005-2006. At that time, staff budgeted an amount that was reflective of the actual revenue received. Since that date at the City’s request, the State has been undertaking audits of the providers within the City and revenue has significantly increased and in FY 2011 due to State audit, the City received more than \$700,000 in retro payment due to miscoding.



Local Business License Tax (Occupational License Tax)

Revenue Description

The Local Business Tax is levied by cities and counties for the privilege of conducting or managing any business, profession, or occupation within its jurisdiction. Tax proceeds are considered general revenue to the local government. The Business Tax is not a regulatory fee and does not refer to any fees or licenses paid to any board, commission, or officer for permits, registration, examination or inspection.

Legal Basis for Revenue

Florida Statutes Chapter 205
 City of Miami Gardens Charter Article 4, Section 4.9 & Article 8, Sections 8.3 & 8.4
 City of Miami Gardens Ordinances 2003-01, 2004-08-24, 2004-20-36, 2005-05-43, 2006-02-83, 2007-06-112 and 2007-18-124.

Special Requirements

None.

Fund/Account Number

General Fund
 01-00-00-316-000-00

Use of Revenue

General Fund, unrestricted.

Method/Frequency of Payment

The Business License Tax is collected by the City's Code Enforcement Department. Tax bills are mailed to all current license holders in August of each year with an effective date of October 1st. Businesses starting during the year must obtain the license prior to opening or face penalties. There is no prorating of the tax for mid-year licenses.

Basis for Budget Estimate

Estimate for the business license tax is made by staff based on current holders and an anticipated new business activity.

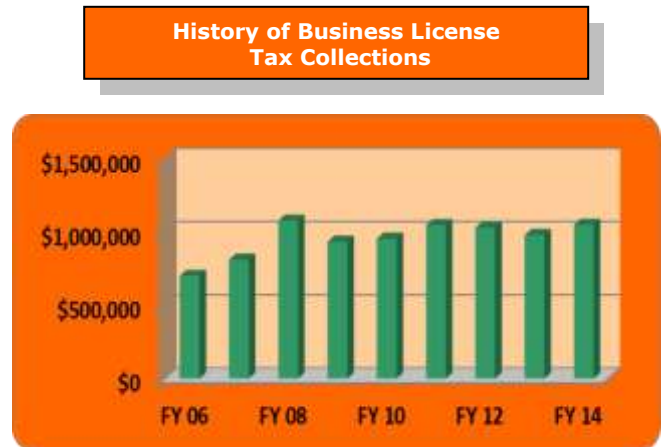
Collection History

<i>Fiscal Year</i>	<i>Amount</i>	<i>% increase/ (Decrease)</i>
FY 05	\$761,313	
FY 06	\$701,176	(7.90%)
FY 07	\$811,926	15.79%
FY 08	\$1,078,384	32.82%
FY 09	\$934,161	(13.37%)
FY 10	\$954,886	2.2%
FY 11	\$1,047,248	9.67%
FY 12	\$1,029,151	(1.73%)
FY 13*	\$979,917	(4.78%)
FY 14**	\$1,050,000	7.15%

* Estimated
 ** Budgeted

Discussion

The business license tax is moderate-sized City revenue. After incorporation, Miami Gardens adopted the rate schedule of the City of Miramar as its schedule. In FY 2008, the City began an aggressive program to visit all businesses for compliance. This has resulted in a significant increase in collections. FY-09-FY11 represents a decline in local business due to the recession.



Business Tax Schedule

For the purposes of this section, inventory shall mean the average selling value of annual inventory owned by the business, exclusive of excise tax. License tax fees for the following business occupations and/or professions are hereby levied and imposed as follows, provided that no license or combination of licenses for a single entity at a single business location shall exceed thirty thousand dollars (\$30,000.00).

Occupational License taxes for the following business, occupations and/or professions are hereby levied and imposed:

A

(10)	ABSTRACT, TITLE, TITLE INSURANCE, PROP CLOSING . . .	150.00
(20)	ACTIVITY COORDINATORS/DIRECTORS - RECREATION . . .	100.00
(30)	ADOLESCENT/TEEN RECREATION CENTERS . . .	100.00
(40)	ADVERTISING-PRODUCTS AND SERVICES . . .	100.00
(50)	AMBULANCE SERVICE . . .	100.00
(60)	AMUSEMENT CENTERS . . .	200.00
(70)	AMUSEMENT CENTERS 1 TO 25 MACHINES . . .	200.00
(80)	AMUSEMENT CENTERS 26 TO 50 MACHINES . . .	300.00
(90)	AMUSEMENT CENTERS 51 TO 75 MACHINES . . .	450.00
(100)	AMUSEMENT CENTERS 76 TO 100 MACHINES . . .	500.00
(110)	AMUSEMENT CENTERS OVER 100 MACHINES-EACH MACHINE . . .	7.00
(120)	AMUSEMENT MACHINES-DISTRIBUTORS . . .	125.00
(130)	AMUSEMENT MACHINES-EACH MACHINE AS ACCESSORY USE . . .	30.00
(140)	AMUSEMENT PARK PER MACHINE . . .	100.00
(150)	AMUSEMENT PARKS 1 . . .	100.00
(160)	ANIMAL GROOMING . . .	100.00
(170)	ANIMAL-CLINIC/HOSPITAL . . .	100.00
180)	<u>(OPEN)</u>	
(190)	<u>(OPEN)</u>	
(200)	ANIMAL-KENNEL . . .	200.00
(210)	ANSWERING SERVICE . . .	100.00
(220)	ANTIQUÉ SHOP . . .	125.00
(230)	APARTMENT EACH UNIT	6.00
(240)	ARCHERY/GUN RANGES . . .	100.00
(250)	ARMORED CAR SERVICES . . .	100.00
(260)	ASTROLOGERS/CLAIRVOYANTS . . .	150.00
(270)	AUCTION COMPANIES/STORE . . .	700.00
(280)	AUCTIONEERS . . .	40.00
(290)	AUTO DEALER RENTAL CARS 1 TO 25 . . .	100.00
(300)	AUTO DEALER RENTAL-EACH ADDITIONAL CAR OVER 25 . . .	9.00
(303)	AUTO DEALER NEW PLUS PER \$1,000.00 OR FRACTION OF INVENTORY (Max \$5,000.00)	200.00 13.00
(305)	AUTO DEALER USED	200.00

	PLUS PER \$1,000.00 OR FRACTION OF INVENTORY(Max \$5,000.00)	13.00
(310)	AUTO DETAILING . . .	100.00
(320)	AUTO DRIVING SCHOOL . . .	100.00
(330)	AUTO PAINT AND BODY . . .	80.00
(340)	AUTO SHIPPING AGENCY . . .	100.00
(350)	AUTO TAG AGENCIES . . .	60.00
(360)	AUTO WRECKING . . .	80.00
(370)	BAKERY'S - AS ACCESSORY USE . . .	100.00
B		
(380)	BAKERY'S - RETAIL . . .	100.00
(390)	BAKERY'S - WHOLESALE . . .	100.00
(400)	BALLROOMS/DANCE CLUB (AS PERMITTED BY CODE) . . .	100.00
(410)	BANQUET/PARTY CATERERS . . .	40.00
(420)	BANQUET/PARTY CATERERS - AS ACCESSORY USE . . .	50.00
(430)	BARBER SHOP - FOR EACH ACCESS ACTIVITY . . .	30.00
(440)	BARBER SHOP - EACH CHAIR OVER 5 CHAIRS . . .	10.00
(450)	BARBER SHOP - UP TO 5 CHAIRS . . .	100.00
(460)	BAR/LOUNGE (NO DANCING OR ENTERTAINMENT) . . .	200.00
(470)	BEAUTY SHOP - FOR EACH ACCESS ACTIVITY . . .	50.00
(480)	BEAUTY SHOP/NAIL SALON-1 TO 5 TECHNICIANS/OPERATORS . . .	100.00
(490)	BEAUTY SHOP/NAIL SALON, EACH ADDITIONAL OPERATOR OVER 5 . . .	10.00
(500)	BICYCLE, SCOOTERS, MOPEDS ETC (SALES,RENTAL,REPAIR) . . .	100.00
(510)	BILLIARD HALL - EACH TABLE . . .	15.00
(520)	BILLING SERVICE . . .	125.00
(530)	BINGO HALL . . .	250.00
(540)	BLOOD BANKS/STORAGE FACILITIES . . .	200.00
(550)	BLUEPRINTING . . .	100.00
(560)	BOATS FOR SALE/RENTAL . . .	100.00
(570)	BOILER/MACHINE/FOUNDRIES-SHOPS . . .	140.00
(580)	BONDSMEN PROFESSIONAL (CASH) . . .	350.00
(590)	BONDSMEN PROFESSIONAL (SURETY) . . .	150.00
(600)	BOWLING ALLEY - EACH LANE . . .	25.00
(610)	BROKER - CEMETERY . . .	125.00
(620)	BROKERAGE FIRMS - COMMODITIES . . .	150.00

(630)	BROKERAGE FIRMS - STOCKS, BONDS . . .	150.00
(640)	BROKERAGE FIRMS - YACHTS . . .	100.00
(650)	BROKERS MORTGAGE LOANS . . .	150.00
(660)	BROKERS - CUSTOMS AND OTHERS . . .	125.00
(670)	BROKERS - FUTURES OR OPTIONS . . .	125.00
(680)	BURGLAR ALARM/MONITORING COMPANIES . . .	100.00
(690)	BUS COMPANIES - INTRASTATE ONLY . . .	125.00
(700)	BUS COMPANIES - PER EACH BUS . . .	50.00
C		
(710)	CANTEEN WAGON OR CAFE - EACH VEHICLE . . .	100.00
(720)	CAR WASH (PERMANENT STRUCTURES AS PERMITTED BY ZONING ONLY) . . .	80.00
(730)	CARPENTER SHOPS . . .	100.00
(740)	CARPET AND RUG CLEANING . . .	90.00
(750)	CARPET INSTALLATION . . .	100.00
(760)	CARPET SALES (NO INVENTORY) . . .	100.00
(770)	CEMETERY/MAUSOLEUM . . .	120.00
(780)	CHECK CASHING STORE . . .	200.00
(790)	CHEMICAL TOILETS . . .	100.00
(800)	CHILD CARE SERVICES . . .	40.00
(810)	CONCRETE MIXER - EACH TRUCK . . .	40.00
(820)	CONSULTANTS - EACH . . .	150.00
(830)	CONTRACTORS - BUILDING (FOR OFFICE ONLY) . . .	120.00
(840)	CONTRACTORS - GENERAL (FOR OFFICE ONLY) . . .	120.00
(850)	CONTRACTORS - SPECIALTY (FOR OFFICE ONLY) . . .	100.00
(860)	CONTRACTORS - SUB BUILDING (FOR OFFICE ONLY) . . .	100.00
(870)	CONVALESCENT/NURSING HOME . . .	80.00
(880)	COUNTRY CLUB . . .	450.00
(890)	CREDIT BUREAUS . . .	100.00
D		
(900)	DATA PROCESSING - SERVICE AGENCY . . .	125.00
(910)	DATA PROCESSING - SOFTWARE DEVELOPMENT . . .	150.00
(920)	DEALERS - SECONDHAND FIREARMS . . .	200.00
(930)	DEALERS - SECONDHAND GOODS/CONSIGNMENT . . .	125.00
(940)	DELIVERY SERVICES . . .	100.00

(950)	DELIVERY SERVICES - PER EACH VEHICLE . . .	20.00
960)	DIALYSIS CENTERS . . .	200.00
(970)	DISC JOCKEY (SEE ENTERTAINMENT) . . .	100.00
(980)	DRESSMAKING AND ALTERATIONS . . .	100.00
(990)	DRY CLEANING PLANT . . .	100.00
(1000)	DRY CLEANING PLANT PICKUP STATION . . .	100.00
E		
(1010)	ELECTRIC LIGHT AND POWER COMPANIES . . .	500.00
(1020)	EMPLOYMENT AGENCIES . . .	125.00
(1030)	ENTERTAINMENT - MOBILE (CLOWN, MAGICIAN ETC) . . .	100.00
(1040)	ESCORT SERVICE . . .	300.00
(1050)	EXPRESS COMPANIES - INTRASTATE BUSINESS ONLY . . .	225.00
(1060)	EXTERMINATORS . . .	125.00
F		
(1070)	FINANCIAL INSTITUTIONS-BANKS AND TRUST COMPANIES . . .	250.00
(1080)	FINANCIAL INSTITUTIONS-BUILDING AND LOAN ASSOC . . .	250.00
(1090)	FINANCIAL INSTITUTIONS-MONEY LENDERS EXCEPT BANKS . . .	250.00
(1100)	FINANCIAL INSTITUTIONS-MORTGAGE LOAN COMPANY	200.00
(1110)	FINANCIAL INSTITUTIONS-PERSONAL FINANCE CO. . . .	250.00
(1120)	FIRE EXTINGUISHER SERVICES . . .	125.00
(1130)	FLEA MARKET . . .	1,500.00
(1140)	FLORIST . . .	100.00
(1150)	FUNERAL HOME . . .	250.00
(1160)	FURNITURE REFINISHERS . . .	100.00
G		
(1170)	GAS COMPANIES-SELLING BOTTLED GAS . . .	100.00
(1180)	GAS COMPANIES-SELLING THRU PIPELINE . . .	400.00
(1190)	GOLF COURSE . . .	400.00
(1200)	GOLF-DRIVING RANGES/MINIATURE GOLF . . .	120.00
(1210)	GRAVEL, SAND, SOD, DIRT - SALES . . .	100.00
H		
(1220)	HALLS FOR HIRE . . .	150.00
(1230)	HEALTH CLUBS . . .	125.00
(1240)	HOME HEALTH CARE SERVICES . . .	100.00

(1250)	HOSPITALS UP TO 50 BEDS . . .	375.00
(1260)	HOSPITALS - EACH BED OVER 50 . . .	5.00
(1270)	HOTELS, LODGING HOUSES AND MOTELS-PER ROOM . . .	4.00
(2690)	HOUSE CLEANING (See 2690 WINDOW AND HOUSE CLEANING)	

I

(1280)	<u>(OPEN)</u>	
(1290)	<u>(OPEN)</u>	
(1300)	IMPORT AND/OR EXPORT COMPANY . . .	125.00
(1310)	INSTRUCTIONAL CLASSES . . .	125.00
(1320)	INSURANCE ADJUSTER-EACH . . .	60.00
(1330)	INSURANCE AGENCY OFFICE-LOCATED IN CITY . . .	125.00
(1340)	INSURANCE AGENT-EACH . . .	80.00
(1350)	INSURANCE COMPANIES . . .	200.00
(1360)	INSURANCE-TITLE (WITH AN OFFICE) . . .	125.00
(1370)	INTERIOR DECORATORS . . .	120.00

J

(1380)	JANITORIAL . . .	125.00
--------	------------------	--------

L

(1390)	LABOR UNION ORGANIZATIONS . . .	250.00
(1400)	LANDSCAPING/GARDENING . . .	125.00
(1420)	LAUNDROMAT - EACH MACHINE . . .	5.00
(1430)	LAWN MAINTENANCE . . .	125.00
(1440)	LAWN MAINTENANCE -EACH ADDITIONAL VEHICLE OR TRUCK . . .	20.00
(1450)	LEASING - EQUIPMENT, TRUCKS, TRACTORS . . .	200.00
(1460)	LEASING - FURNITURE, TOOLS, ELECTRONICS, EQUIPMENT . . .	200.00
(1470)	LIMOUSINE SERVICE (OFFICE ONLY) . . .	200.00
(1480)	<u>(OPEN)</u>	
(1490)	LOCKSMITHS . . .	125.00

M

(1500)	MACHINE SHOPS . . .	50.00
(1510)	MAIL ORDER BUSINESSES . . .	125.00
(1520)	MAINTENANCE COMPANIES . . .	125.00
(1530)	MANUFACTURE & MANUFACTURING 1-10 PEOPLE . . .	150.00
(1540)	MANUFACTURE & MANUFACTURING 11-25 PEOPLE . . .	100.00

(1550)	MANUFACTURE & MANUFACTURING OVER 25 PEOPLE . . .	200.00
(1560)	MANUFACTURE & MANUFACTURING-EA TRUCK IF TRANSPORTING . . .	50.00
(1570)	MARBLE AND GRANITE WORKS . . .	100.00
(1580)	MASSAGE SALONS . . .	125.00
(1590)	MEDICAL CLINICS . . .	200.00
(1600)	MEDICAL/DENTAL LABS . . .	200.00
(1610)	MERCHANTS, RETAIL PLUS PER \$1,000 OR FRACTION INVENTORY (MAX - \$6,000)	200.00 13.00
(1630)	MERCHANTS WHOLESALE PLUS PER EA \$1,000 OR FRACTION INVENTORY (MAX - \$30,000)	150.00 0.75
1650)	MESSENGER SERVICE . . .	60.00
(1660)	MESSENGER SERVICE- EACH VEHICLE . . .	20.00
(1670)	MICRO FILM STORAGE . . .	150.00
(1680)	MOBILE HOME PARK . . .	300.00
1690)	MOBILE HOME SALES . . .	150.00
(1700)	MONUMENTS AND TOMBSTONES . . .	100.00
1710)	MOTION PICTURE THEATRE 500-1,000 SEATS . . .	375.00
(1720)	MOTION PICTURE THEATRE 1000 SEATS . . .	450.00
(1740)	MOTION PICTURE THEATRE - CANDY AND POPCORN CONCESSION . . .	40.00
(1750)	MOVING COMPANY W/STORAGE . . .	150.00
(1760)	MUSIC/RECORDING STUDIO . . .	120.00
N		
(1770)	NEWSPAPER PUBLISHERS BUREAU AGENCY . . .	125.00
(1780)	NEWSPAPER PUBLISHERS DAILY . . .	200.00
(1790)	<u>(OPEN)</u>	
(1800)	NEWSPAPERS PUBLISHED WKLY,SEMI-MONTH OR MONTHLY . . .	120.00
(1810)	NEWSSTANDS . . .	50.00
(1820)	NIGHT CLUB . . .	400.00
(1830)	NURSERIES TREES/PLANTS . . .	100.00
P		
(1840)	PACKERS OR SHIPPERS . . .	100.00
(1850)	PACKING HOUSES . . .	80.00
(1860)	PARCEL DROP SERVICE . . .	100.00
(1870)	PARCEL/MESSENGER DELIVER . . .	60.00
(1880)	PARCEL/MESSENGER DELIVER PER VEHICLE . . .	10.00

(1890)	PARKING LOTS 1 TO 25 CARS . . .	100.00
(1900)	PARKING LOTS OVER 26 CARS . . .	125.00
(1910)	PAWNBROKERS . . .	400.00
(1920)	(OPEN)	
(1930)	PHOTO LAB . . .	125.00
(1940)	PHOTOGRAPHERS . . .	100.00
(1950)	PHOTOGRAPHERS STUDIO - ACCESSORY USE . . .	125.00
(1960)	PHOTOGRAPHY STUDIOS . . .	100.00
1970)	PIANO TUNERS . . .	40.00
(1980)	PRINTING . . .	125.00
(1990)	PRIVATE SCHOOLS LESS THAN 50 PUPILS . . .	100.00
(2000)	PRIVATE SCHOOLS MORE THAN 50 PUPILS . . .	150.00
(2010)	PRODUCTION STUDIO . . .	150.00
(2020)	PROFESSIONALS - EACH . . .	120.00
(2030)	PROMOTERS . . .	250.00
R		
(2040)	REAL ESTATE BROKER WITH NO AGENTS . . .	120.00
(2041)	REAL ESTATE BROKER WITH 2 - 4 AGENTS . . .	175.00
(2042)	REAL ESTATE BROKER WITH 5 - 25 AGENTS . . .	225.00
2043)	REAL ESTATE BROKER WITH 26 - 60 AGENTS . . .	325.00
(2044)	REAL ESTATE BROKER WITH OVER 60 AGENTS . . .	525.00
(2050)	REAL ESTATE PROPERTY MGMT . . .	125.00
(2060)	OPEN	
(2070)	RENTAL CLOTHING/UNIFORMS . . .	125.00
(2080)	RENTAL FURNITURE, TOOLS, ELECTRONICS, EQUIPMENT . . .	125.00
(2090)	REPAIR WATCH AND JEWELRY . . .	100.00
(2100)	REPAIR - APPLIANCES AND ELECTRONICS . . .	100.00
(2110)	REPAIR - AUTOMOTIVE . . .	125.00
(2120)	REPAIR - BUSINESS MACHINES . . .	100.00
(2130)	REPAIR - HEAVY EQUIPMENT . . .	125.00
(2140)	REPAIR - MISCELLANEOUS . . .	100.00
(2150)	REPRODUCTION - XEROX PHOTOCOPY . . .	100.00
(2160)	RESEARCH LABORATORIES . . .	150.00
(2170)	RESTAURANTS 0 TO 25 SEATS . . .	100.00

(2180)	RESTAURANTS 26 TO 100 PERSONS . . .	200.00
(2190)	RESTAURANTS 101 OR MORE . . .	300.00
(2200)	RESTAURANTS DRIVE IN . . .	100.00
(2210)	RETIREMENT ADULT LIVING 1 TO 25 BEDS . . .	150.00
(2220)	RETIREMENT ADULT LIVING OVER 26 BEDS . . .	300.00
(2230)	RINKS - SKATING, ROLLER . . .	200.00

S

(2240)	SALES OFFICE NO STOCK . . .	100.00
(2250)	SALESPERSON . . .	100.00
(2260)	SANITATION PER TRUCK . . .	100.00
(2270)	SECRETARIAL SERVICE . . .	150.00
(2280)	SECURITY COMPANIES . . .	125.00
(2290)	SEPTIC TANK CLEANING . . .	150.00
(2300)	SERVICE STATIONS/FUEL-BASE . . .	100.00
(2310)	SERVICE STATIONS/FUEL-EACH ADDITIONAL PUMP . . .	5.00
(2320)	SIGN SHOPS . . .	125.00
(2330)	SNACK BARS AS ACCESSORY USE . . .	60.00
(2340)	STORAGE 1-50 UNITS FOR RENT . . .	150.00
(2350)	STORAGE 51-OVER UNITS FOR RENT . . .	300.00
(2360)	STORAGE WAREHOUSE . . .	120.00
(2370)	STORAGE-BLASTING MATERIALS . . .	2,000.00
(2380)	SWIMMING POOL MAINTENANCE . . .	125.00
(2390)	SWIMMING POOL MAINTENANCE-EACH TRUCK . . .	20.00

T

(2400)	TANNING SALONS 1 TO 5 UNITS . . .	100.00
(2410)	TANNING SALONS (AS ACCESSORY USE) . . .	50.00
(2420)	TANNING SALONS-EACH ADDITIONAL UNIT OVER 5 UNITS . . .	10.00
(2430)	TATTOO PARLOR . . .	150.00
(2440)	TAX PREPARATION SERVICE . . .	150.00
(2450)	TAXICABS (OFFICE ONLY) . . .	100.00
(2460)	<u>(OPEN)</u>	
(2470)	TAXIDERMISTS . . .	60.00
(2480)	TELECOMMUNICATION SERVICES . . .	100.00
(2490)	TELEMARKETING SALES . . .	100.00

(2500)	TELEPHONE COMPANIES . . .	300.00
(2510)	TELEVISION AND RADIO STATION . . .	200.00
(2520)	TOWING SERVICE (WRECKING, HAULING, SALVAGE) . . .	80.00
(2530)	TRANSPORTATION PRIVATE SCHOOL - EACH VEHICLE . . .	50.00
(2540)	TRAVEL AGENCY . . .	125.00
(2550)	TRUCKING OR TRANSPORT CO . . .	150.00
(2560)	TRUCKING OR TRANSPORT CO-PER EACH TRUCK . . .	40.00
(2570)	TRUCK/TRAILER RENTAL OR LEASING . . .	150.00
(2580)	TRUCK/TRAILER RENTAL OR LEASING-EACH VEHICLE . . .	20.00
U		
(2590)	UNCLASSIFIED . . .	120.00
(2600)	UNIFORM SERVICE (TOWEL, LINEN, DIAPER) . . .	125.00
(2610)	UPHOLSTERER . . .	100.00
V		
(2620)	VEHICLE LEASING CO . . .	150.00
(2630)	VEHICLE SHOWROOM-NEW VEHICLES . . .	150.00
(2640)	VEHICLE SHOWROOM-USED VEHICLES . . .	200.00
(2650)	VEHICLE UPHOLSTERY/TOP SHOP . . .	125.00
(2660)	VEHICLES WINDOW TINTING . . .	125.00
(2670)	VENDING DISTRIBUTOR . . .	125.00
(2680)	VENDING - EACH MACHINE AS ACCESSORY USE . . .	30.00
	FOR EACH ADDITIONAL MACHINE FROM 2 TO 30	12.00
	FOR EACH ADDITIONAL MACHINE FROM 31 TO 100	10.00
	FOR EACH ADDITIONAL MACHINE FROM 101 TO 99,999	8.00
W		
(2690)	WINDOW AND HOUSE CLEANING . . .	80.00
Other		
	LICENSING APPLICATION FEES (ALL NAME CHANGE/ADDRESS CHANGE	\$10.00

Certificate of Use Fee

Revenue Description

Revenue is derived from a fee charged annually for each business within the City. The certificate of Use process is used to ensure that each business is

operating in accordance with the City's zoning laws. Annually, each business is visited to determine that the uses at that particular location have not changed and are still allowed under the zoning code.

Legal Basis for Revenue

Florida Statutes §166.231, 180.14, 80.20
City of Miami Gardens Charter Article 4, Section 4.9
& Article 8, Sections 8.3 & 8.4

City of Miami Gardens Ordinances 2005-04-30 and 2005-04-42

Special Requirements: None.

Fund/Account Number

General Fund
01-00-00-322-001-00

Use of Revenue

General Fund, unrestricted.

Method/Frequency of Payment

Tax is collected by the City yearly, with the renewal date established as October 1st.

Basis for Budget Estimate

Estimate for budgeting purposes is made by the City staff based on historical trends. This is adjusted by an estimate of new businesses.

Collection History

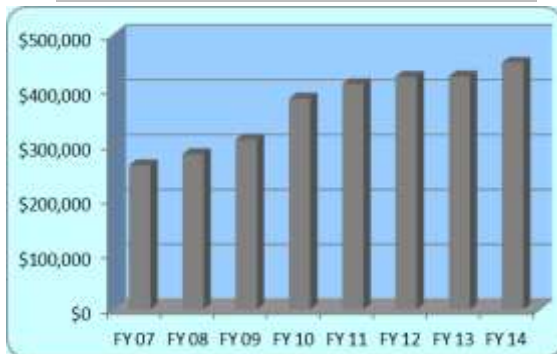
<i>Fiscal Year</i>	<i>Amount</i>	<i>% increase/ (Decrease)</i>
FY 07	\$262,836	
FY 08	\$282,967	7.66%
FY 09	\$309,731	9.46%
FY 10	\$384,850	24.3%
FY 11	\$411,123	6.83%
FY 12	\$424,311	3.21%
FY 13*	\$425,000	0.16%
FY 14**	\$450,000	5.88%

* Estimated
** Budgeted

Discussion

Certificates of Use are a vital tool in assisting the City and its code enforcement and zoning departments by ensuring that improper land uses do not occur in the City. The program began in FY-06. The program to collect business licenses has also resulted in a significant increase in Certificate of use collections.

History of Certificate of Use Fee Collections



Fee Schedule

New Application Fee \$12.00

Other fees: (See next page)

CERTIFICATE OF USE (C.U.) AND TEMPORARY CERTIFICATE OF USE (T.C.U.)

The following original fees shall be paid for all uses. The indicated renewal fee applies to those uses which are required to be renewed annually by Code or by Resolution. All non-renewable uses are issued permanent use certificates which shall remain valid for an unlimited time, unless revoked for cause, or abandoned, provided there is no change of use, ownership, or name, or that there is no enlargement, alteration or addition in the use or structure. An "up front" processing fee equal to 50% of the total C.U. fee shall be assessed at the time of filing an application. The processing fee is non-refundable but shall be credited towards the final C.U. fee.

RESIDENTIAL

Fee

Apartments, hotels, motor hotels and all multiple family uses per building

C003	4-50 units	\$72.45	
C021	51-100 units	\$87.15	
C022	101-200 units	\$99.75	
C023	201 or more units	\$113.40	
C004	Private school, charter schools, day nursery, convalescent and		
C040	nursing home, hospital, Assisted Congregate		
C041	Living Facilities (ACLF) and developmentally disabled home care		
		\$119.70	
	Renewal	\$63.00	
C042	Home Office	\$31.50	
	Renewal	\$18.90	

BUSINESS, WHOLESALE AND RETAIL

C005	All uses, except the following:		
	Per sq. ft. of business area	\$0.04	
	Minimum		\$119.70
	Renewal		\$69.30
C006	Automobile, recreational vehicle, boat, truck, etc., rental or sales		
	from open lot or combination open lot and building		\$119.70
	Per sq. ft. of business area	\$0.04	
	Minimum		\$119.70
	Renewal		\$201.60
C026	Change of owner of restaurant liquor/beer/wine/ in conjunction with restaurants, grocery stores, etc.		
			\$119.70
	Renewal		\$69.30
C007	Automobile used parts yard, Commercial		
	Per sq. ft. of business	\$0.04	
	Minimum		\$119.70
	R112 Incinerators, Junkyards, Slaughterhouses, Bulk Storage	\$791.70	
	R501 Products, and utility plants per 30,000 sq. ft. Initial fee	\$292.95	

		Fee	Renewal
UNUSUAL USES, SPECIAL PERMITS, BUSINESS AND INDUSTRIAL USE VARIANCES			
C009	All unusual uses, except the following:	278.25	211.05
A026	Churches	119.70	63.00
C010	Airports, commercial dumps permits, racetracks, stadiums	554.40	201.60
C011	Cabaret, nightclub, liquor package store	367.50	332.85
C012	Rock quarries, lake excavation and/or filling thereof	435.75	211.05
C013	Circus or carnival (per week) and special events	232.05	232.05
C014	Open lot uses	165.90	132.30
C032	Lot clearing, sub-soil preparation	138.60	126.00
	Tent use	31.50	

AGRICULTURAL			
C027	All uses, except as otherwise listed herein	165.90	157.50

MAXIMUM FEE			
C500	The maximum fee for a CU	791.70	NONE
	provided no violation exists at time of CU.		

CHANGE OF USE, BUSINESS OWNERSHIP OR NAME
 When there is a change of use, business ownership, or name, the fee shall be the original fee listed for the use proposed.

REFUNDS
 No refunds shall be made of fees paid for use permits. In case of error, adjustments may be made by the Director of the Department of Planning and Zoning.

OCCUPANCY WITHOUT CU			
ZDB1			
	(In violation)	198.45	
	plus a double CU fee		

A069 MP40 FAILURE TO RENEW CU(s) or Temporary Certificate of Use TCU(s) not renewed on or before the renewal or expiration date will be assessed a \$188.53 violation fee plus a double CU or TCU TCC fee.

C024 M. CU AND TCU, INSPECTION FEE
 When an inspection is necessary prior to the issuance of a CU or, TCU, an inspection fee of \$74.48 shall be charged for each inspector who is required to make a field inspection. Temporary CUs will be charged at a fee equal to the final CU cost in addition to the inspection fee. This fee will be required regardless of the length of time the TCU is needed; up to ninety (90) days for CUs and up to sixty (60) days for TCUs.

C034 N. CU RE-INSPECTION FEE
 When extra inspection trips are necessary due to 1) wrong address being given on call for inspection, 2) required corrections not being made or completed at time specified or 3) failure to provide access to the property or use, a fee of \$70.92 for each inspector who must return shall be charged.

ALCOHOL & SPECIAL PERMITS			
Alcohol Permit Fees:	R300 Bar/Lounge	\$84.77	
	R305 Private Club	\$191.52	
	R307 Restaurant	\$131.57	
Special Permit Fees:	Night Clubs	\$525.00	

Landlord Permit Fee

Revenue Description

Revenue is derived from a permit required of all property owners who rent their property for residential use.

Legal Basis for Revenue

Florida Statutes §166.231, 180.14, 80.20
 City of Miami Gardens Charter Article 4, Section 4.9 & Article 8, Sections 8.3 & 8.4
 City of Miami Gardens Ordinance 2005-04-52 and Resolution 2005-41-218

Special Requirements

None.

Fund/Account Number

General Fund
 01-00-00-329-200-00

Use of Revenue

General Fund, unrestricted.

Method/Frequency of Payment

Fee is paid directly to the City at the Code Enforcement. Fee is due upon application of the annual permit. Permit cycle is from April 1 to March 31.

Basis for Budget Estimate

Estimate is a staff estimate based on historic collections and new construction.

Collection History

<i>Fiscal Year</i>	<i>Amount</i>	<i>% increase/ (Decrease)</i>
FY 06	\$154,832	
FY 07	\$151,020	(2.46%)
FY 08	\$157,398	4.22%
FY 09	\$196,691	24.96%
FY 10	\$193,609	(16.8%)
FY 11	\$191,829	17.25
FY 12	\$173,488	(9.56%)
FY 13*	\$185,000	6.64%
FY 14**	\$200,000	8.11%

*Estimated
 ** Budgeted

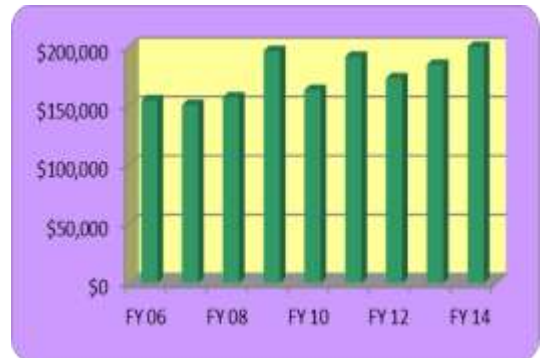
Discussion

The landlord permit was initiated by the City as a means to control property maintenance by absentee landlords. As part of the process, the City inspects each rental property annually to ensure that all property codes are being met. A major push to register landlords was made in FY-09 and continues.

Fee Schedule

Application Fee \$12.00
 Single Family dwelling per year, per unit \$66.15
 Multi-Family dwellings w/more than one unit first unit \$55.13 each additional unit \$26.25
 Single-Family dwelling renewal \$49.61 (if no code violations)
 Multi-Family Dwelling renewal \$38.59 first unit (if no code violations) + each additional unit \$15.00
 Re-Inspection Fee \$26.25
 Ordinance Violation (Civil) \$250.00 per day
 Ordinance Violation (Criminal) \$500.00 + 60 days Jail per day
 Late Fee : Fee due April 1st. After April 1st, 10% for April plus %5 for each month of delinquency thereafter until paid. Max. penalty 25% of fee due.

History of Landlord Permit Fee Collections



Lien Search Fee

Revenue Description

Revenue is derived from a fee levied on all requests for pending lien information. This later information is provided by the City's Code Enforcement department to the public, to realtors and to other closing agents. The fees are designed to recover the actual cost for providing this specialized service.

Legal Basis for Revenue

Florida Statutes §166.231, 180.14, 80.20
 City of Miami Gardens Charter Article 4, Section 4.9 & Article 8, Sections 8.3 & 8.4
 City Ordinance 2004-12-28

Special Requirements: None.

Fund/Account Number: General Fund
 01-00-00-341-101-00

Use of Revenue: General Fund, unrestricted.

Method/Frequency of Payment

Fee is paid in advance to the City’s Code Enforcement Department by the requesting party for lien letter and upon release of registered lien.

Basis for Budget Estimate

Estimate for budgeting purposes is made by the City based on historical trends. This is adjusted by estimates of the coming real estate market.

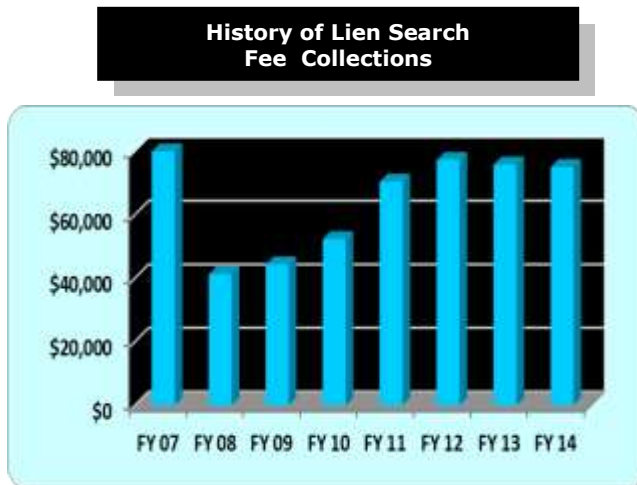
Collection History

<i>Fiscal Year</i>	<i>Amount</i>	<i>% increase/ (Decrease)</i>
FY 07	\$79,954	
FY 08	\$41,285	(48.36%)
FY 09	\$44,358	7.44%
FY 10	\$52,300	17.90%
FY 11	\$70,396	34.60%
FY 12	\$77,196	9.66%
FY 13*	\$75,776	(1.84%)
FY 14**	\$75,000	(1.02%)

* Estimated
* Budgeted

Discussion

The lien release and search fees are revenues designed to recover the cost of this specialized service. It grew significantly during the real estate boom FY-06 and FY-07, but took a dive in FY-08. Since that time, there has been a steady increase in collections due to the large number of foreclosures, short sales, etc. and other real estate transaction surrounding.



Fee Schedule

Lien Search Fees
Flat Fee 5-7 days \$50.00

Lien Reduction Fee

Revenue Description

Revenue is derived from a fee levied on all requests for reductions/releases of liens, including the Lien Amnesty program. This includes the \$262.50 fee to apply for a lien reduction or for the City’s lien amnesty program. It also includes the fee to release a lien when there is a foreclosure involved. The fees are designed to recover the actual cost for providing this specialized service.

Legal Basis for Revenue

Florida Statutes §166.231, 180.14, 80.20
City of Miami Gardens Charter Article 4, Section 4.9 & Article 8, Sections 8.3 & 8.4
City Ordinance 2004-12-28

Special Requirements

None.

Fund/Account Number

General Fund
01-00-00-341-301-00

Use of Revenue

General Fund, unrestricted.

Method/Frequency of Payment

Fee is paid in advance to the City’s Code Enforcement Department by the requesting party for lien letter and upon release of registered lien.

Basis for Budget Estimate

Estimate for budgeting purposes is made by the City based on historical trends. This is adjusted by estimates of the coming real estate market.

Collection History

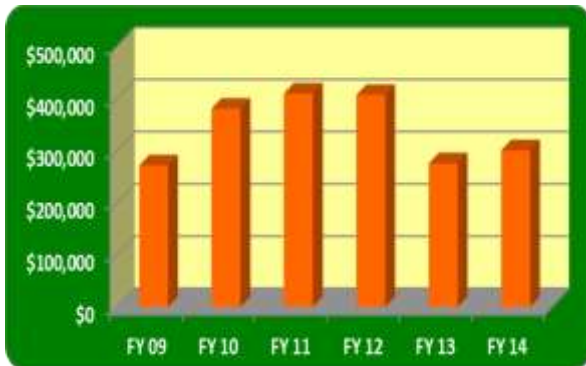
<i>Fiscal Year</i>	<i>Amount</i>	<i>% increase/ (Decrease)</i>
FY 09	\$271,220	
FY 10	\$379,919	40.07%
FY 11	\$408,931	7.64%
FY 12	\$405,850	(0.75%)
FY 13*	\$275,000	(32.24%)
FY 14**	\$300,000	9.09%

* Estimated
** Budgeted

Discussion

The lien release fees are revenues designed to recover the cost of this specialized service. It grew significantly during the real estate boom and during the FY-09 amnesty period. Amnesty will continue into FY-13 which should continue but will begin to see a decline when most cases have been settled.

History of Lien Reduction Fee Collections



Fee Schedule

Lien Reduction Application Fee	\$250.00
Release of Lien Fee	\$250.00
Lien Amnesty Fee	\$79.00
Release of Lien Fee after bankruptcy	\$500.00

Bid Specification Charge

Revenue Description

Revenue is derived from the sale of certain bid plans and contract specifications to potential bidders. The fee varies and is designed to cover the cost of reproducing said plans. Fee varies to reflect the actual cost to the City of reproducing the plans and specifications.

Legal Basis for Revenue

Florida Statutes §166.231, 180.14, 80.20
 City of Miami Gardens Charter Article 4, Section 4.9 and Article 8, Sections 8.3 and Section 8.4
 City of Miami Gardens Ordinance 2007-16-122

Special Requirements

Plans and specifications are available in PDF form, this makes them available on DemandStar where they are free to members.

Fund/Account Number

General Fund
 01-00-00-341-300-00

Use of Revenue

General Fund, unrestricted.

Method/Frequency of Payment

Charge is paid at the time the plans and specifications are purchased from the Purchasing Office.

Basis for Budget Estimate

Estimate for budgeting purposes is made by the City's staff based on historical trends and known projects for the coming fiscal year.

Collection History

<u>Fiscal Year</u>	<u>Amount</u>	<u>% increase/ (Decrease)</u>
FY 06	\$245	
FY 07	\$8,136	3220.82%
FY 08	\$13,055	12.56%
FY 09	\$4,200	(67.87%)
FY 10	\$8,350	98.81%
FY 11	\$6,200	(25.75%)
FY 12	\$1,925	(68.95%)
FY 13*	\$0	(100.00%)
FY 14**	\$0	0.00%

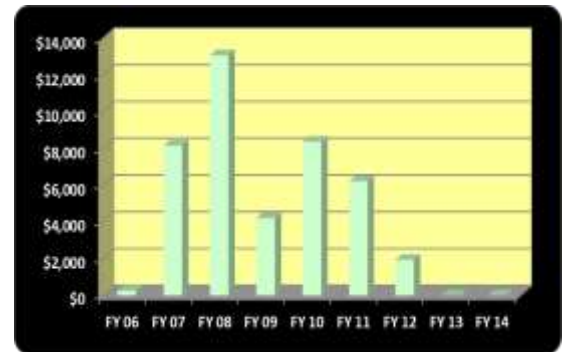
*Estimated

** Budgeted

Discussion

The Bid spec charge is minor revenue designed to recover the cost of this specialized service. Generally, the City provides free bid documents through DemandStar; however, occasionally, the documents cannot be shared on Compact Disc and must be reproduced mechanically. Because of this, the fee collection amounts are very erratic.

History of Bid Spec Charge Collections



State Revenue Sharing

Revenue Description

The Florida Revenue Sharing Act of 1972 created a revenue sharing trust fund for Florida municipalities in order to ensure revenue parity throughout the state. The revenues collected from sales and fuel taxes and are allocated to local governments for specific, authorized purposes. To participate, the following requirements must be met:

- Report finances for the most recently completed fiscal year to the Department of Banking and Finance, pursuant to §218.32, F.S.;
- Make provisions for annual post-audits of its financial accounts, pursuant to Chapter

10,500, Rules of the Auditor general (§218.23(1)(b), F.S.);

- Levy ad valorem taxes that will produce the equivalent of 3 mills per dollar of assessed valuation or an equivalent amount of revenue from an occupational license tax or a utility tax in combination with the ad valorem tax, in the year 1972;
- Certify that its law enforcement officers, as defined in §943.10(1), F.S., meet the qualifications set by the Criminal Justice Standards and Training Commission, its salary structure and salary plans meet provisions of §943, F.S., and no law enforcement officer receives an annual salary of less than \$6,000;
- Certify its firefighters, as defined in §633.30(1), F.S., meet qualifications for employment established by the Division of State Fire Marshal pursuant to §633.34 and 633.35, F.S. and the provisions of §633.382 have been met;
- Each dependent special district must be budgeted separately according to §218.23(1)(f), F.S.;
- Meet Department of Revenue "Truth in Millage" (TRIM) requirements as stated in §200.065, F.S.

Legal Basis for Revenue

Laws of Florida, Chapters 72-360, 73-349, 76-168, 83-115, 84-369, 87-237, 90-110, 90-132,92-184, 92-319, 93-233, 93-71, 94-2, 94-146,94-218, 94-353, 95-417.
 Florida Statutes §218.23
 Florida Statutes §166.231, 180.14, 80.20
 City of Miami Gardens Charter Article 4, Section 4.9 & Article 8, Sections 8.3 & 8.4
 City of Miami Gardens Ordinance 2007-16-122

Special Requirements

For FY 2010, 29.4% of this revenue must be use for transportation purposes. The balance may be used for any legal purpose. Miami Gardens budgets this 70.60% in the General Fund as general revenue.

Fund/Account Number

General Fund
 01-00-00-335-120-00

Use of Revenue

General Fund, unrestricted.

Method/Frequency of Payment

Revenue is received form the State on a monthly basis with an extra "True-Up" amount after the year closes. Revenue has declined significantly in FY 09 & FY 10 but since then has gradually show a slight increase.

Basis for Budget Estimate

Estimate for budgeting purposes is made by the State Department of Revenue and may be adjusted by the City staff based on historical collections. The City historically has received 1% to 2% more than State estimates.

Collection History

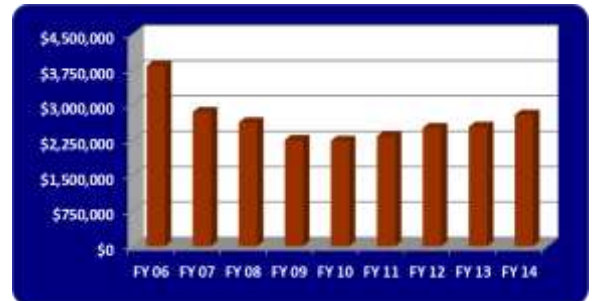
<i>Fiscal Year</i>	<i>Amount</i>	<i>% increase/ (Decrease)</i>
FY 06	\$3,826,368	
FY 07	\$2,846,204	(25.62%)
FY 08	\$2,625,165	(7.77%)
FY 09	\$2,252,799	(14.18%)
FY 10	\$2,236,155	(0.73%)
FY 11	\$2,331,332	4.26%
FY 12	\$2,509,877	7.66%
FY 13*	\$2,533,295	0.93%
FY 14**	\$2,789,450	10.11%

* Estimate
 ** Budgeted

Discussion

State Revenue Sharing is a major source of revenue for both the General Fund and the Transportation Fund. Because it is composed on sales, gas and other state collected revenues dependant on the economy, there was a drastic reduction in FY-07 and a slow recovery since.

History of State Revenue Sharing Collections



Alcoholic Beverage Licenses

Revenue Description

The City is authorized to receive a portion of the State Alcohol License Fee collected by the Florida Department of Business and Professional Regulation's Division of Alcoholic Beverages and Tobacco for license taxes levied on manufacturers, distributors, vendors and sales agents of alcoholic beverages. Revenue is collected and remitted to the City on an annual basis.

Legal Basis for Revenue

Florida Statutes §561.342; §563.02; §564.02; §565.02(1), (4)-(5); and §565.03

City of Miami Gardens Charter Article 4, Section 4.9 and Article 8, Sections 8.3 and Section 8.4
 City of Miami Gardens Ordinance 2007-16-122

Special Requirements: None.

Fund/Account Number: General Fund
 01-00-00-335-150-00

Use of Revenue: General Fund, unrestricted.

Method/Frequency of Payment

Tax is paid annually manufacturers, distributors, vendors and sales agents of alcoholic beverages to the State of Florida Department of Professional Regulation and subsequently remitted to the City annually.

Basis for Budget Estimate

Estimate for budgeting purposes is made by the City based on historical collections and trend analysis.

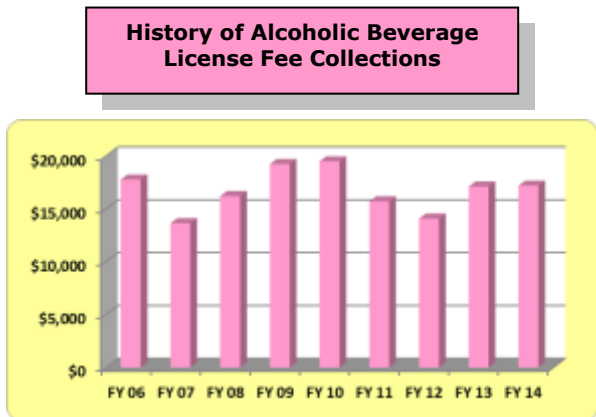
Collection History

<i>Fiscal Year</i>	<i>Amount</i>	<i>% increase/ (Decrease)</i>
FY 06	\$17,776	
FY 07	\$13,648	(23.2%)
FY 08	\$16,213	18.8%
FY 09	\$19,244	18.7%
FY 10	\$19,500	1.34%
FY 11	\$15,713	(19.42%)
FY 12	\$14,080	(10.39%)
FY 13*	\$17,120	21.59%
FY 14**	\$17,200	0.47%

* Estimated
 ** Budgeted

Discussion

This is minor revenue that does not yet have a very predictable pattern.



Half-Cent Sales Tax

Revenue Description

The 1/2-cent Sales tax is a state-shared revenue. In 1982, the local government half-cent sales tax program was created to

provide an additional income for municipalities beyond ad valorem and utility taxes. Eligibility requirements are outlined in §218.63, F.S. as follows:

- Meet incorporation criteria in §165.061, F.S.,
- Meet millage limitation requirements outlined in §200.065, F.S.

Legal Basis for Revenue

Laws of Florida, Chapters 82-154, 83-299, 85-342, 86-166, 87-6, 87-101, 87-548, 87-239, 88-119, 90-93, 91-112, 92-319, 93-207, 94-245
 Florida Statutes §218.63
 City of Miami Gardens Charter Article 4, Section 4.9 & Article 8, Sections 8.3 & 8.4
 City of Miami Gardens Ordinance 2007-16-122

Special Requirements: None.

Fund/Account Number: General Fund
 01-00-00-335-180-00

Use of Revenue

The proceeds may be used for general public expenditures.

Method/Frequency of Payment

The Department of Revenue distributes funds from the Local Government Half-Cent Sales Tax Clearing Trust Fund (created §218.61, F.S.) directly to the city by Electronic Fund Transfer (EFT). Payments are received by the City monthly.

Basis for Budget Estimate

Estimate for budgeting purposes is made by the State Department of Revenue and may be adjusted by the City staff based on historical collections.

Discussion

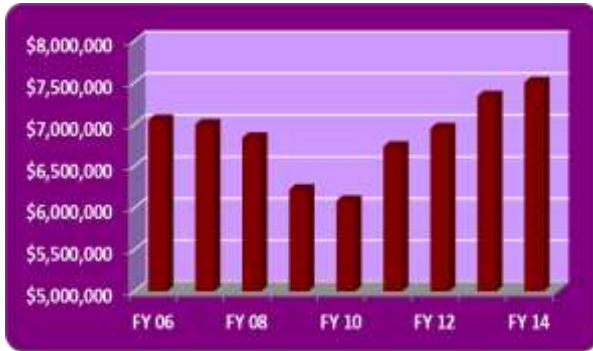
The 1/2-Cent Sales Tax is the second largest continuing source of revenue to the City's General Fund. Collections took a dramatic drop in FY-09 as the recession bottomed out.

Collection History

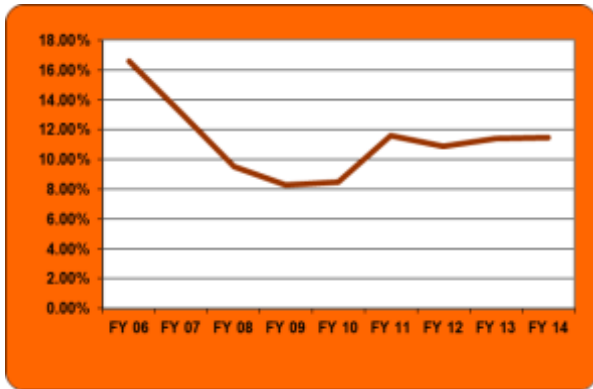
<i>Fiscal Year</i>	<i>Amount</i>	<i>% increase/ (Decrease)</i>
FY 05	\$6,517,050	
FY 06	\$7,054,689	8.2%
FY 07	\$7,002,963	(0.73%)
FY 08	\$6,841,860	(2.3%)
FY 09	\$6,222,531	(9.05%)
FY 10	\$6,086,022	(2.19%)
FY 11	\$6,735,085	10.66%
FY 12	\$6,955,225	3.27%
FY 13*	\$7,340,961	5.55%
FY 14**	\$7,506,396	2.25%

* Estimated
 ** Estimated

History of 1/2-Cent Sales Tax Collections



History of 1/2-Cent Sales Tax as % of Total General Fund Revenue



General Fund
01-00-00-338-001-00

Use of Revenue

General Fund, unrestricted.

Method/Frequency of Payment

The County Business License Tax is collected by Miami Dade County and remitted to the City on a monthly basis.

Basis for Budget Estimate

Estimate for the County Business License Tax is made by staff based historic trends.

Collection History

<i>Fiscal Year</i>	<i>Amount</i>	<i>% increase/ (Decrease)</i>
FY 05	\$218,750	
FY 06	\$111,814	(48.9%)
FY 07	\$165,170	47.72%
FY 08	\$179,921	8.93%
FY 09	\$60,074	(66.61%)
FY 10	\$158,083	163.15%
FY 11	\$147,746	145.94%
FY 12	\$136,403	(7.68%)
FY 13*	\$136,700	0.22%
FY 14**	\$150,000	9.73%

* Estimated
* Budgeted

Discussion

The County Business License Tax is minor City revenue first received in FY-04. FY-04 figure is unreliable as this revenue may have been misclassified upon receipt and records are no longer available to reconstruct exact receipts. Subsequent receipts seem to have leveled off at a consistent level. The County could not give a reason for FY-10's decline.

County Local Business License Tax (Formerly County Occupational License)

Revenue Description

The County Local Business Tax is levied by Miami-Dade County for the privilege of conducting or managing any business, profession, or occupation within its jurisdiction. Tax proceeds are shared with the municipality in which the business is located, if applicable. All businesses with a city must have both a city and county business license in order to operate.

Legal Basis for Revenue

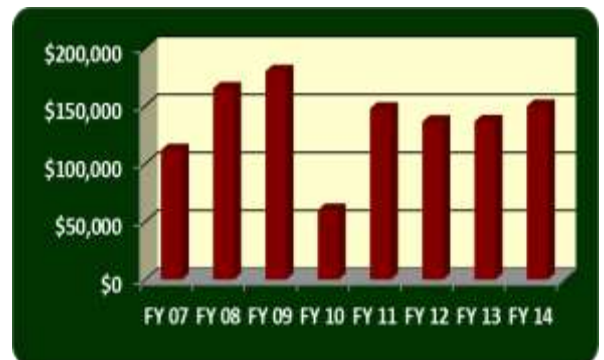
Florida Statutes Chapter 205.054-205.192
City of Miami Gardens Charter Article 4, Section 4.9 & Article 8, Sections 8.3 & 8.4
City of Miami Gardens Ordinance 2007-16-122

Special Requirements

None.

Fund/Account Number

History of County Business License Tax Collections



General Fund Overhead Charges

Revenue Description

As part of the City's internal charge system, the General Fund assesses a fee from the other operating Funds for the services it provides to those Funds. These services include such policy functions such as their proportionate share of the costs of the Mayor and City Council, Offices of the City Manager and City Clerk and the Office of the City Attorney. It also covers expenses related to the Human Resources and Finances Departments.

Legal Basis for Revenue

Florida Statutes §166.231
 City of Miami Gardens Charter Article 4, Section 4.9 & Article 8, Sections 8.3 & 8.4
 City of Miami Gardens Ordinance 2007-16-122

Special Requirements: None.

Fund/Account Number

General Fund
 01-00-00-381-015-10 (Transportation Fund)
 01-00-00-381-026-15 (Development Services Fund)
 01-00-00-381-029-91 (Stormwater Fund)
 01-00-00-381-028-14 (CDBG Fund)
 01-00-00-381-031-30 (Capital Projects Fund)

Use of Revenue: General Fund, unrestricted.

Method/Frequency of Payment

The City's Finance Department transfers 1/12 of the total each month from the respective Fund to the General Fund.

Basis for Budget Estimate

Estimate for the budget is based on 5.6% of the paying fund's non-capital expenditures proposed for the subsequent year.

Collection History

<i>Fiscal Year</i>	<i>Amount</i>	<i>% increase/ (Decrease)</i>
FY 07	\$1,045,596	
FY 08	\$982,360	(6.05%)
FY 09	\$970,426	(1.21%)
FY 10	\$1,290,544	32.98%
FY 11	\$1,408,809	9.16***
FY 12	\$1,095,364	(22.25%)
FY 13*	\$1,085,745	(0.88%)
FY 14**	\$1,349,358	24.28%

* Estimated

** Budgeted

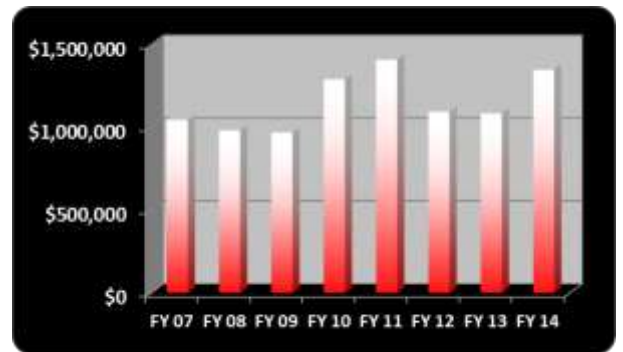
***General Service was re-combined into the General Fund

Discussion

The internal chargeback or cost allocation system was developed in order too ensure that all Funds paid their fair share of overhead costs. In this way, a more accurate financial picture of the Funds' operations can be portrayed. Changes in the collected levels generally reflect an increasing sophistication of the formula and the inclusion of additional components.

Additional, the continued rapid growth in the City's organization since incorporation exaggerates the trend. Finally, for FY-11, the General Services Fund is being combined with the General Fund. This should level out in futures years as the police department is the last major expansion of service for the foreseeable future.

History of the General Fund's Overhead Charges to other Operating Funds



CIP Project Management Charge

Revenue Description

As part of the City's on-going capital improvements program, the City occasionally issues bonds in order to undertake these improvements. The process of issuing the bonds and of accounting for them is a significant continuing expense involving the City's management, finance and legal department and the City outside auditors. In addition, the City must hire an actuary to calculate arbitrage in conjunction with such bonds in order to meet IRS requirements. During the construction phase, the City's Capital Improvements Office, consisting of registered architects, devote the better part of their time managing the project and the contractor.

In order to recapture these expenses, the City Council adopted a financial policy requiring a one-time 2 ½% management fee be assessed against each capital bond issue or may elect to receive actual reimbursement based on time of affected employees plus overhead.

Legal Basis for Revenue

Florida Statutes §166.231, 180.14, 80.20
 City of Miami Gardens Charter Article 4, Section 4.9 & Article 8, Sections 8.3 & 8.4
 City of Miami Gardens Ordinance 2007-16-122

Special Requirements None.

Fund/Account General Fund: 01-00-00-381-031-30

Use of Revenue General Fund, unrestricted.

Method/Frequency of Payment

Fee transferred upon issuance of the bond.

Basis for Budget Estimate

Estimate for the budget is based on 2.0% of the proceeds of any planned bond issue.

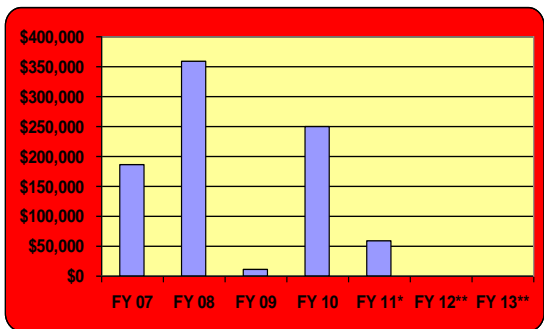
Collection History

<i>Fiscal Year</i>	<i>Amount</i>	<i>% increase/ (Decrease)</i>	
FY 08	\$360,000		
FY 09	\$12,500	(96.53%)	
FY 10	\$250,000	2,000%	* Estimated
FY 11	\$60,000	(76%)	** Budgeted
FY 12	\$0	(100%)	
FY 13*	\$0	(100%)	
FY 14**	\$0	(0%)	

Discussion

Since incorporation, the City has issued only two capital improvement bond issues. In 2005, the City issued a \$7.5 million revenue bond and in 2007, the City issued a \$14.4 million issue. The CIP management charge was implemented in FY 2007 and applied retroactively to the \$7.5 million issue. The FY-08 charge is for the FY 07 issue. For FY-9, there is a charge against the Senior Center Land Acquisition bond. FY-10 and FY-11 the overhead charge to the new City Hall COP issue. It is expected that the City will actually expend in excess of this over the 3 year project life.

History of CIP Project Management Charge



Non-Criminal Traffic Fines

Revenue Description

Court costs and fees for civil traffic infractions as determined by statute with 25% to the General Fund of the State of Florida and 75% to the municipality that issued the ticket. These fees are collected by the Clerk of Courts for Miami-Dade County and the City's portion is remitted on a monthly basis.

Legal Basis for Revenue

Florida Statutes §1318.18 and §318.1215
 City of Miami Gardens Charter Article 4, Section 4.9
 City of Miami Gardens Ordinance 2007-16-122

Special Requirements

None.

Fund/Account Number

General Fund
 01-00-00-351-500-00

Use of Revenue

General Fund, unrestricted.

Method/Frequency of Payment

The City's portion of the traffic fine is forwarded by check monthly by the Miami Dade County Clerk of Court.

Basis for Budget Estimate

Estimate for the budget is based on historical receipts.

Collection History

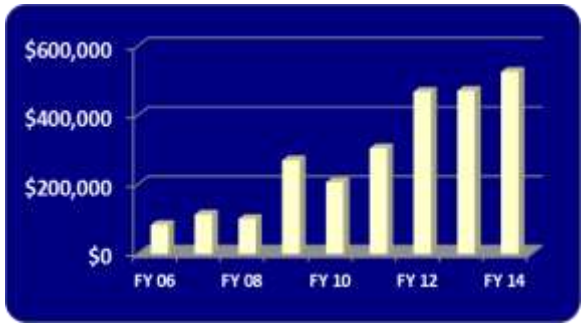
<i>Fiscal Year</i>	<i>Amount</i>	<i>% increase/ (Decrease)</i>
FY 06	\$83,194	
FY 07	\$113,326	36.2%
FY 08	\$100,543	(11.27%)
FY 09	\$269,834	168%
FY 10	\$206,488	(23.48%)
FY 11	\$304,4320	47.43%
FY 12	\$467,670	53.62%
FY 13*	\$470,040	0.51%
FY 14**	\$525,000	11.69%

* Estimated
 ** Budgeted

Discussion

This revenue was fairly stable over the first four years when the County Police patrolled the City. However, with the start of the City's own police department, one of its main emphases is traffic enforcement. The results of this priority can clearly be seen.

History of Traffic Fine Revenue



Fees

The schedule of non-criminal traffic fines is as follows:

Speeding <i>MPH Over Speed Limit</i>	
6-9:	\$80.50
10-14:	\$155.50
15-19:	\$180.50
20-29:	\$205.50
30/More	\$305.50

If the case goes to Court, the Judge can impose a fine of up to \$500.

For other fines, call the Miami-Dade Clerk of Court.

Parking Fines

The City receives a portion of all parking ticket violations written within its municipal borders. These fins are paid to the Miami-Dade County Clerk of Court and remitted to the City monthly.

Legal Basis for Revenue

Florida Statutes §166.231, §318
 City of Miami Gardens Charter Article 4, Section 4.9
 City of Miami Gardens Ordinance 2007-16-122

Special Requirements

None.

Fund/Account Number

General Fund
 01-00-00-351-100-00

Use of Revenue

General Fund
 Unrestricted.

Method/Frequency of Payment

The City's portion of the traffic fine is forwarded by check monthly by the Miami Dade County Clerk of Court.

Basis for Budget Estimate

Estimate for the budget is based on historical receipts, trend analysis and any know or planned enforcement enhancements.

Collection History

<u>Fiscal Yea</u>	<u>Amount</u>	<u>% increase (Decrease)</u>
FY 06	\$27,673	
FY 07	\$36,951	33.5%
FY 08	\$51,739	40.02%
FY 09	\$55,588	7.44%
FY 10	\$43,709	(21.36%)
FY 11	\$42,610	(2.51%)
FY 12	\$30,618	(28.14%)
FY 13*	\$22,610	(26.16%)
FY 14**	\$29,000	28.26%

* Estimate
 ** Budgeted

Discussion

This revenue has been fairly stable over the past several years. The FY-05 figure is unreliable as there were numerous uncorrected coding errors in this total. However, with the start of the City's own police department, one of its main emphases will be traffic enforcement, including illegal parking in fire lanes and handicapped spaces. We would expect this revenue to grow over the next few years.

History of Parking Fine Revenue to the General Fund



School Crossing Guard Fines #1

A portion of traffic fines collected by the Clerk of Courts for violations of Chapter 318, Florida Statutes (Traffic Code), must be returned to the local government in which the infraction occurred and be used for School Crossing guard expenses.

Legal Basis for Revenue

Florida Statutes §166.231, 318.21
 City of Miami Gardens Charter Article 4, Section 4.9 and Article 8, Section 8.3 and Section 8.4
 City of Miami Gardens Ordinance 2007-16-122

Special Requirements

Funds must be used to fund a school crossing guard program.

Fund/Account Number: GF: 01-00-00-351-300-00

Use of Revenue

General Fund. Funds must be used to fund a school crossing guard program.

Method/Frequency of Payment

The City's portion of the traffic fine is forwarded by check monthly by the Miami Dade County Clerk of Court.

Basis for Budget Estimate

Estimate for the budget is based on historical receipts.

Collection History

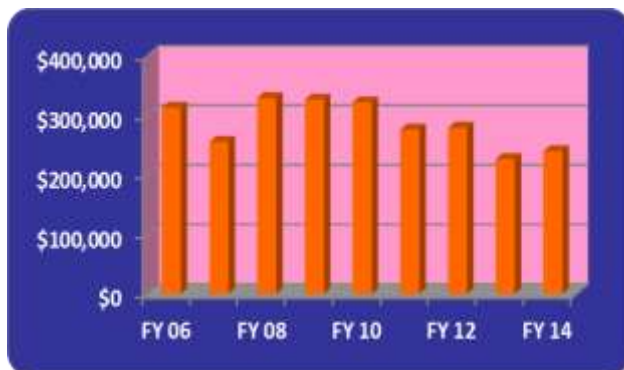
<i>Fiscal Year</i>	<i>Amount</i>	<i>% increase/ (Decrease)</i>
FY 06	\$313,132	
FY 07	\$255,491	(18.4%)
FY 08	\$329,362	28.9%
FY 09	\$326,525	(0.86)%
FY 10	\$321,924	(1.41)%
FY 11	\$276,604	(14.08)%
FY 12	\$279,527	1.06%
FY 13*	\$226,950	(18.81)%
FY 14**	\$240,000	5.75%

* Estimated
 ** Budgeted

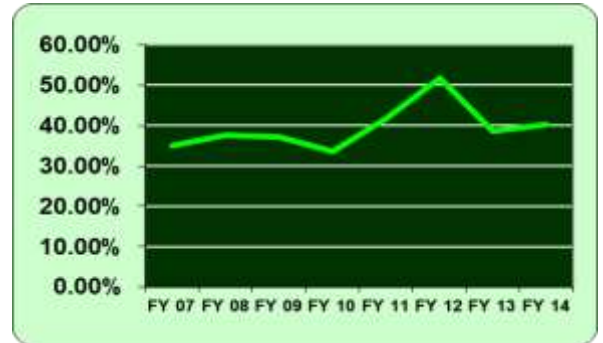
Discussion

This revenue has been stable over the past several years. The revenue covers approximately 1/3 of the costs associated with the City's School Crossing Program (See Chart below). The higher revenue received in FY-05 may have resulted from the improper coding of revenues.

History of School Crossing Guard 1 Revenue to the General Fund



Percentage of all School Crossing Revenues compared to Actual School Crossing Program Expenditures



School Crossing Guard Fines #2

A portion of traffic fines collected by the Clerk of Courts for violations of Chapter 318, Florida Statutes, must be returned to the local government where the infraction occurred to be used for School Crossing guard expenses.

Legal Basis for Revenue

Florida Statutes §166.231, 180.14, 80.20
 City of Miami Gardens Charter Article 4, Section 4.9 & Article 8, Sections 8.3 & 8.4
 City of Miami Gardens Ordinance 2007-16-122

Special Requirements: None.

Fund/Account #: GF: 01-00-00-351-200-00

Use of Revenue

General Fund. Fund must be used to fund a school crossing guard program.

Method/Frequency of Payment

Traffic fines are forwarded by check monthly by the Miami Dade County Clerk of Court.

Basis for Budget Estimate

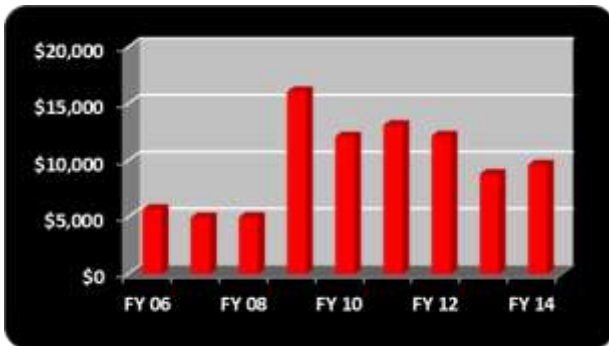
Estimate based on historical receipts.

Collection History

<i>Fiscal Year</i>	<i>Amount</i>	<i>% Increase/ (Decrease)</i>
FY 06	\$5,688	
FY 07	\$4,970	(12.6%)
FY 08	\$5,002	0.001%
FY 09	\$16,056	220.99%
FY 10	\$12,092	(24.69%)
FY 11	\$13,086	8.22%
FY 12	\$12,153	(7.13%)
FY 13*	\$8,800	(27.59%)
FY 14**	\$9,600	9.09%

* Estimated
 ** Budgeted

History of School Crossing Guard 2 Revenue to the General Fund



Discussion

This revenue has been stable over the past several years. It relatively small revenue used to help fund the Crossing Guard Program.

The threefold increase in revenues in FY-09 is directly related to the City starting its own police force.

Parks and Recreation Fees

Revenue Description

The City's Parks and Recreation Department provides a wide variety of activities and programs throughout the year, serving residents, youth, seniors and others. Each of these activities carries a user fee for the service designed to help the City pay for providing the particular program. Generally, fees only recover approximately 10% of the total cost to run the department.

Legal Basis for Revenue

Florida Statutes §166.231, 180.14, 80.20
City of Miami Gardens Charter Article 4, Section 4.9 & Article 8, Sections 8.3 & 8.4

Special Requirements

None.

Fund/Account Number General Fund 01-00-00-347-200-00

Use of Revenue

General Fund, unrestricted.

Method/Frequency of Payment

Fees and charges are collected throughout the year in conjunction with each respective event or program.

Basis for Budget Estimate Historical receipts and trend analysis.

Collection History

<i>Fiscal Year</i>	<i>Amount</i>	<i>% increase/ (Decrease)</i>
FY 06	\$430,688	
FY 07	\$601,851	39.74%
FY 08	\$914,934	52.02%
FY 09	\$1,089,921	19.13%
FY 10	\$989,722	(9.19%)
FY 11	\$544,594	(44.98%)
FY 12	\$520,368	(4.45%)
FY 13*	\$540,626	3.89%
FY 14**	\$651,780	20.56%

* Estimate (Includes Grants)

* Budgeted

Discussion

Recreation revenues include fees charged for after-school programs, summer camps, daily admissions and facility rentals. For FY-11, a number of fees once included in this category have been broken out into their own revenue. This includes the new Community Center and youth sports programming.

History of Parks and Recreation Department Fee Revenue to the General Fund



Fees: (See fees on following pages)

Note: REGISTRATION FEES ARE NON REFUNDABLE

Program Fees

PROGRAM	COUNTY RESIDENT	NON-COUNTY RESIDENT
SHINING STARS AFTER-SCHOOL	\$30.00/WEEK + \$10 TRANSPORTATION FEE + \$20 REGISTRATION FEE	\$30.00/WEEK + \$10 TRANSPORTATION FEE + \$20 REGISTRATION FEE
SPRING CAMP EXPLOSION	\$40.00 -1 ST SIBLING \$30.00 - 2 ND SIBLING \$25.00	\$50.00 -1 ST SIBLING \$40.00 -2 ND SIBLING \$35.00
TEEN SPRING CAMP	\$30.00	\$40.00
SUMMER CAMP	\$50.00 -1 ST SIBLING \$40.00 - 2 ND SIBLING \$35.00	\$60.00 -1 ST SIBLING \$50.00 -2 ND SIBLING \$45.00
TEEN ADVENTURE SUMMER CAMP	\$30.00	\$40.00
WINTER WONDERLAND CAMP	\$60.00 -1 ST SIBLING \$50.00 -2 ND SIBLING \$45.00	\$70.00 -1 ST SIBLING \$60.00 -2 ND SIBLING \$50.00
TEEN WINTER FUN CAMP	\$30.00	\$40.00
KID'S DAY OFF	\$10.00 IF ENROLLED IN AFTER-SCHOOL, \$20.00 OTHERWISE	\$15.00 IF ENROLLED IN AFTER-SCHOOL, \$25.00 OTHERWISE
CMGYS PROGRAM - FOOTBALL	\$100.00	\$150.00
CMGYS PROGRAM - CHEERLEADING	\$100.00	\$150.00
CMGYS - SOCCER	\$70.00	\$ 95.00
CMGYS PROGRAM - BASEBALL	\$70.00	\$ 95.00
CMGYS PROGRAM - BASKETBALL	\$70.00	\$ 95.00
CMGYS PROGRAM - TRACK & FIELD	\$100.00	\$150.00
CMGYS - FLAG FOOTBALL	\$45.00	\$ 60.00
CMGYS – SPORTS SUMMER CAMP	\$50.00	\$ 65.00
GOLDEN GARDENS CLUB - GOLD	\$25.00/MONTH	\$25.00/MONTH
GOLDEN GARDENS CLUB - SILVER	\$15.00/MONTH	\$15.00/MONTH
GOLDEN GARDENS CLUB - BRONZE	\$5.00/MONTH	\$5.00/MONTH
YOUTH ART CLASS	\$38.00/SESSION	\$48.00/SESSION
WATER AEROBICS	\$30.00- 10 CLASSES OR \$5.00 PER CLASS	\$40.00-10 CLASSES OR \$7.00 PER CLASS
SWIM LESSONS	\$30.00- 10 CLASSES OR \$5.00 PER CLASS	\$40.00-10 CLASSES OR \$7.00 PER CLASS
PARKING LOT SALE	\$20.00	\$30.00
BID WHIST TOURNAMENT	\$30.00 TEAM - \$15.00 INDIVIDUAL	\$30.00 TEAM - \$15.00 INDIVIDUAL
NORWOOD POOL	\$2.00 OPEN SWIM	\$2.00 OPEN SWIM

Organization Fees

HOME OWNER ASSOCIATIONS	\$60 DEPOSIT (1 FREE 2HR. MEETING PER MONTH)
CRIME WATCH ORGANIZATIONS	\$60 DEPOSIT (1 FREE 2HR. MEETING PER MONTH)
NON-PROFIT ORGANIZATIONS	\$35 / 2HR. MEETING & \$60 CLEANING DEPOSIT
CHURCH ESTABLISHMENTS	TAX EXEMPT RATE/\$60 CLEANING DEPOSIT

Community Center Memberships

Entry Fee/Membership	County				Non-County			
	Daily	1 Month	6 Month	Annual	Daily	1 Month	6 Month	Annual
Daily Entry Fee – Adult	\$10.00				\$20.00			
Daily Entry Fee – Senior	\$5.00				\$10.00			
Daily Entry Fee – Child	\$5.00				\$10.00			
Membership – Adult		\$35.00	\$190.00	\$375.00		\$70.00	\$380.00	\$750.00
Membership – Senior		\$25.00	\$135.00	\$270.00		\$50.00	\$270.00	\$540.00
Membership – Child		\$25.00	\$135.00	\$270.00		\$50.00	\$270.00	\$540.00
Membership – Family (4 People)		\$75.00	\$405.00	\$800.00		\$150.00	\$810.00	\$1,600.00
Additional Family Member		\$20.00	\$105.00	\$215.00		\$40.00	\$210.00	\$430.00

Community Center

Room	County Resident (per hour)	Non-Profit (per hour)	Non-County Resident (per hour)	Deposit
Hibiscus Room	\$45	\$30	\$65	\$150
Gardenia Room	\$35	\$20	\$50	\$150
Orchid Room	\$45	\$30	\$65	\$150
Palm Room	\$45	\$30	\$65	\$150
Bird of Paradise Room A	\$65	\$45	\$95	\$150
Bird of Paradise Room B	\$30	\$25	\$45	\$150
Bird of Paradise Room C	\$40	\$35	\$60	\$150
Bird of Paradise Room (Full)	\$120	\$100	\$170	\$150
Resource Center	\$45	\$35	\$65	\$150
Bootcamp Fee	\$700/Year	N/A	\$900/Year	N/A
Kitchen	\$20	\$20	\$30	\$50
Gymnasium	\$65	\$50	\$95	\$150
Exercise Studio A	\$45	\$30	\$65	\$150
Exercise Studio B	\$30	\$25	\$45	\$150
Auditorium (4hr. Minimum)- M-F 8am-6pm	\$95	\$75	\$140	\$300
Auditorium (4hr. Minimum)- Evenings& Sat & Sun	\$155	\$125	\$205	\$300
Track- with lights (2 hr. Minimum)	\$60	\$45	\$85	\$150
Track- without lights (2 hr. Minimum)	\$45	\$30	\$65	\$150
Multipurpose Field- with lights (2 hr. Minimum)	\$60	\$45	\$85	\$150
Multipurpose Field- without lights (2 hr. Minimum)	\$45	\$30	\$65	\$150
Amphitheater- (2 hr. Minimum) M-F 8am-6pm	\$130	\$110	\$175	\$200
Amphitheater- (2 hr. Minimum) Evenings & Sat & Sun	\$180	\$155	\$220	\$200
Additional Staff Hours	\$18	\$18	\$18	n/a
Table Rental	\$10	\$10	\$10	n/a
Chair Rental	\$4	\$4	\$4	n/a
Barricade Rental	\$16	\$16	\$16	n/a

Facility Rentals

PARK	FACILITY	DJ	RENTAL FEE INSIDE & OUTSIDE (1- 75 PEOPLE)	RENTAL FEE OUTSIDE (76-149 PEOPLE)	RENTAL FEE INSIDE & OUTSIDE (1-75 PEOPLE)	RENTAL FEE OUTSIDE (76- 149 PEOPLE)	CLEAN UP FEE
AJ KING	OUTSIDE	N	\$ 94	\$116	\$ 88	\$108	\$60
	INSIDE (Capacity 100)	Y	\$161	\$205	\$150	\$191	\$60
BENNETT M. LIFTER	PAVILION	N	\$108		\$101		\$60
	INSIDE (Capacity 50)	Y	\$ 94		\$ 88		\$60
BUCCANEER	OUTSIDE	N	\$ 94	\$116	\$ 88	\$108	\$60
	INSIDE (Capacity 75)	Y	\$141		\$132		\$60
BUNCHE	OUTSIDE	Y	\$ 94	\$116	\$ 88	\$108	\$60
	INSIDE (Capacity 40)	Y	\$ 94		\$ 88		\$60
CLOVERLEAF	OUTSIDE	N	\$ 94		\$ 88		\$60
	INSIDE (Capacity 75)	Y	\$141		\$132		\$60
DR. LESTER B. BROWN	PAVILION	Y	\$108		\$101		\$60
	INSIDE (Capacity 40)	Y	\$130		\$121		\$60
MIAMI CAROL CITY	PAVILION	Y	\$108	\$127	\$101	\$118	\$60
	INSIDE (Capacity 150)	Y	\$161	\$205	\$150	\$191	\$60
MYRTLE GROVE	OUTSIDE	Y	\$ 94	\$116	\$ 88	\$108	\$60
	INSIDE (Capacity 40)	Y	\$ 94		\$ 88		\$60
NORWOOD	OUTSIDE	Y	\$ 94	\$116	\$ 88	\$108	\$60
	INSIDE (Capacity 40)	Y	\$ 94		\$ 88		\$60
ROLLING OAKS	PAVILION	N	\$108	\$127	\$101	\$191	\$60
	INSIDE (Capacity 75)	N	\$161		\$132		\$60
SCOTT	OUTSIDE	N	\$ 94	\$116	\$ 88	\$108	\$60
	INSIDE (Capacity 50)	Y	\$141		\$132		\$60
VISTA VERDE	OUTSIDE	N	\$108		\$101		\$60

Commercial Filming \$500.00/day for permit. All other charges apply as usual

150-249 Participants	\$209.00	\$195.50
250-499 Participants	\$412.25	\$385.25
500-999 Participants	\$609.00	\$569.25
1000+ Participants	\$929.00	\$868.25

ALL FEES MUST BE PAID IN FULL 10 BUSINESS DAYS PRIOR TO RENTAL DATE.

Sports Rentals

RENTAL PRICES -- TAXED

Facility Type	Fee-Lighted (2 Hr. Minimum)	Fee-No Lighted (2 Hr. Minimum)
Basketball	\$42.00 Hour	\$29.00 Hour
Cricket	\$64.00 Hour	\$50.00 Hour
	\$33.00 Add'l Hour	\$27.00 Add'l Hour
Football	\$64.00 Hour	\$50.00 Hour
	\$33.00 Add'l Hour	\$27.00 Add'l Hour
Lacrosse	\$64.00 Hour	\$50.00 Hour
	\$33.00 Add'l Hour	\$27.00 Add'l Hour
Soccer	\$64.00 Hour	\$50.00 Hour
	\$33.00 Add'l Hour	\$27.00 Add'l Hour
Softball	\$40.00 Org.-4 team minm	\$31.00 Org.-4 team minm
	\$60.00 One time game	\$46.00 One time game
	\$30.00 Add'l Hour	\$24.00 Add'l Hour
Tennis	\$4.00 Hour-league	\$4.00 Hour-league
	\$1.50 Hour-youth	\$1.50 Hour-youth
Volleyball	\$29.00 Per day-unlined	
Field Lining	\$72.00	

RENTAL PRICES -- Exempt

Facility Type	Fee-Lighted (2 Hr. Minimum)	Fee-No Lighted (2 Hr. Minimum)
Basketball	\$39.00 Hour	\$28.75 Hour
Cricket	\$59.50 Hour	\$46.50 Hour
	\$31.00 Add'l Hour	\$25.00 Add'l Hour
Football	\$59.50 Hour	\$46.50 Hour
	\$31.00 Add'l Hour	\$25.00 Add'l Hour
Lacrosse	\$59.50 Hour	\$46.50 Hour
	\$31.00 Add'l Hour	\$25.00 Add'l Hour
Soccer	\$59.50 Hour	\$46.50 Hour
	\$31.00 Add'l Hour	\$25.00 Add'l Hour
Softball	\$37.00 Org.-4 team minm	\$29.00 Org.-4 team minm
	\$56.00 One time game	\$43.00 One time game
	\$28.00 Add'l Hour	\$22.00 Add'l Hour
Tennis	\$3.75 Hour-league	\$3.75 Hour-league
	\$1.40 Hour-youth	\$1.40 Hour-youth
Volleyball	\$27.00 Per day-unlined	

Sports Programming Fees

Revenue Description

The City's Parks and Recreation Department provides a wide variety of youth sports. Prior to FY-11, most of these programs were run by the Optimist Club, what revenues there were got captured under miscellaneous parks revenue. Since we have assumed the control of these programs, a new revenue category has been created.

Legal Basis for Revenue

Florida Statutes §166.231, 180.14, 80.20
City of Miami Gardens Charter Article 4, Section 4.9 & Article 8, Sections 8.3 & 8.4

Special Requirements

None.

Fund/Account Number

General Fund 01-00-00-347-203-00

Use of Revenue

General Fund, unrestricted.

Method/Frequency of Payment

Fees and charges are collected throughout the year in conjunction with each sport.

Basis for Budget Estimate

Historical receipts and trend analysis.

Collection History

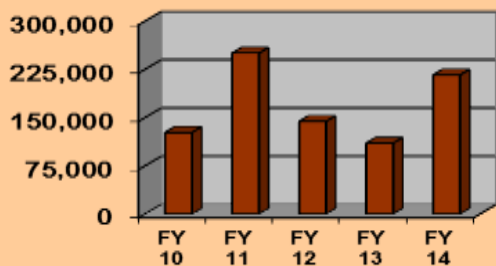
<i>Fiscal Year</i>	<i>Amount</i>	<i>% increase/ (Decrease)</i>
FY 10	\$126,715	
FY 11	\$250,000	97.29%
FY 12	\$143,893	(42.44%)
FY 13*	\$110,000	(23.55%)
FY 14**	\$216,125	96.48%

* Estimate (Includes Grants)

** Budgeted

FEES: See fees above.

History of Parks and Recreation Department Fee Revenue to the General Fund



Betty T. Ferguson

Revenue Description

FY-11 will be the first full year of operation for the new 55,000 square foot Betty J. Ferguson Community Center. The center has a plethora of activities including a gymnasium, indoor pool, fitness center and other amenities.

Legal Basis for Revenue

Florida Statutes §166.231, 180.14, 80.20
City of Miami Gardens Charter Article 4, Section 4.9 & Article 8, Sections 8.3 & 8.4

Special Requirements

None.

Fund/Account Number General Fund 01-00-00-347-204, 206 and 207.

Use of Revenue General Fund, unrestricted.

Method/Frequency of Payment

Fees/charges are collected throughout the year in conjunction with each event or program.

Basis for Budget Estimate Historical trend analysis.

Collection History

<i>Fiscal Year</i>	<i>Amount</i>	<i>% increase/ (Decrease)</i>
FY 11	\$84,096	
FY 12	\$205,449	144.30%
FY 13*	\$175,017	(14.81%)
FY 14**	\$198,400	13.36%

* Estimate (Includes Grants)

** Budgeted

Betty T. Ferguson Center Revenue History



Discussion

Revenues include facility rentals, participant memberships, and contracted classes.

FEES: See page360.

Local Code Violations

Revenue Description

City, County and State codes establish various fines for civil violations of ordinances and laws.

Legal Basis for Revenue

Florida Statutes §166.231, §142.03, §316, §318
 City of Miami Gardens Charter Article 4, Section 4.9 and Article 8, Section 8.3 and Section 8.4
 City of Miami Gardens Ordinance 2003-01

Special Requirements: None.

Fund/Account #: GF: 01-00-00-354-103-00

Use of Revenue: General Fund, unrestricted.

Method/Frequency of Payment: Per use

Basis for Budget Estimate

Revenue estimated on historical collections and trend analysis adjusted by any planned code enforcement activity for the coming year that may increase fines and collections.

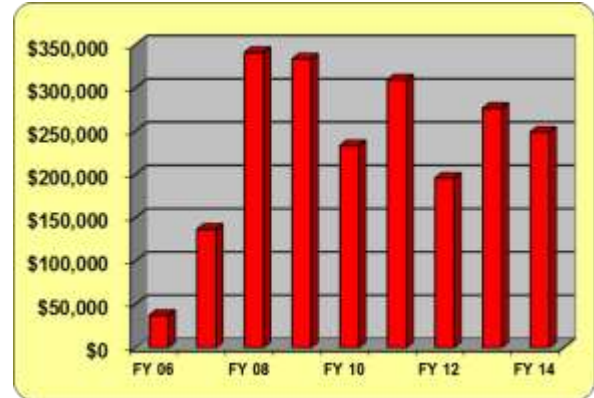
Collection History

Fiscal Year	Amount	% increase/ (Decrease)
FY 06	\$37,248	
FY 07	\$136,765	267.2%
FY 08	\$341,089	149.4%
FY 09	\$333,469	(2.23%)
FY 10	\$233,384	(30.0%)
FY 11	\$309,349	32.55%
FY 12	\$195,867	(36.68%)
FY 13*	\$276,559	41.20%
FY 14**	\$249,000	(9.96%)

* Estimated

** Budgeted

History of Code Enforcement Fine Revenue to the General Fund



Discussion

Prior to becoming a City, Miami-Dade County estimated the revenue for local code violations to be in excess of \$600,000; however, the City's philosophy of working with violators impacted this figure considerably. In the first year under City jurisdiction, revenue was only \$19,000. In FY-07, the City began to actively enforce collection of the code enforcement magistrate's fines, resulting in a significant increase in collections. In FY-10, the City introduced an amnesty program to try and collect fines from large violators. While this has reduced the local code violation category, there has been a significant increase in the amnesty collections.

Fees: (See Next Page)

Local Violations (Also see: Miami-Dade County Code violations)

Description	Fine Amount
BUSINESS TAX RECEIPT	\$ 100.00
CERTIFICATE OF USE	\$ 250.00
ERECTION OF BANNERS ON POLES	\$ 250.00
REMOVAL OF SHOPPING CARTS	\$ 250.00
ABANDONED PROPERTY JUNK	\$ 250.00
STORING, DEPOSITING JUNK & TRASH, JUNK & TRASH ON PROPERTY	\$ 250.00
ABANDONED PROPERTY ON PUBLIC PROPERTY	\$ 250.00
MAINTENANCE OF PROPERTY, BUILDINGS, STRUCTURES, WALLS FENCES, SIGNS, PAVEMENT & LANDSCAPING	\$ 250.00
FAILURE TO MAINTAIN LANDSCAPING	\$ 250.00
FAILURE TO MAINTAIN LANDSCAPING OVERGROWN GRASS ON PROPERTY & R.O.W	\$ 250.00
OPEN AIR STORAGE IN RESIDENTIAL-ZONED & COMMERCIAL DISTRICT	\$ 250.00
PROHIBITED DISPLAY OF VEHICLES FOR SALE OR ADVERTISING DEVICES	\$ 250.00
LANDLORD PERMIT	\$ 250.00
SELLING, VENDING IN PUBLIC RIGHT-OF-WAY NEAR PUBLIC SCHOOLS	\$ 500.00
SIDEWALK SOLICITATION OF BUSINESS	\$ 500.00
PUBLIC SOLICITATION PROHIBITING THE COLLECTING, DISPLAYING OR SELLING OF MERCHANDISE OR SERVICES	\$ 500.00
MOTORIZED SCOOTERS, GO-PEDS ALL TERRAIN VEHICLES & DIRT BIKES	\$ 500.00
UNATHORIZED USE	\$ 500.00
SUB-DIVING SINGLE FAMILY	\$ 500.00
WORK WITHOUT A PERMIT	\$ 500.00
COMMERICAL VECHILES	\$ 500.00

(No false alarms in previous year)
 Renewal Fee \$15.00
 (1 or more false alarm in previous year)

Alarm Permits

Revenue Description

This revenue results from the City's requirement that all audible fire and burglar alarms in private homes and businesses be permitted prior to operation. The fee is charged on an annual basis beginning January 1 through December 31st.

Legal Basis for Revenue

Florida Statutes §166.231, 180.14, 80.20
 City of Miami Gardens Charter Article 4, Section 4.9 and Article 8, Section 8.3 and Section 8.4
 City of Miami Gardens Ordinance 2004-06-22 and 2007-16-122

Special Requirements: None.

Fund/Account # GF: 01-00-00-329-100-00

Use of Revenue: General Fund, unrestricted.

Method/Frequency of Payment

The fee is charged on an annual basis beginning January 1 through December 31st.

Basis for Budget Estimate

Estimate for the budget is based on historical receipts, plus an estimate of new businesses coming on-line during the fiscal year. Also taken into account are the number of discounts.

Collection History

<i>Fiscal Year</i>	<i>Amount</i>	<i>% increase/ (Decrease)</i>
FY 06	\$27,099	
FY 07	\$42,200	55.7%
FY 08	\$33,819	(19.86%)
FY 09	\$32,239	(4.67%)
FY 10	\$33,867	11.25%
FY 11	\$20,046	(44.11%)
FY 12	\$42,655	112.79%
FY 13*	\$48,269	13.16%
FY 14**	\$48,000	(0.56%)

* Estimated

** Budgeted

Discussion

Alarm revenue covers the cost of administering the program. The FY-05 number appears to be a misclassification of revenue. Records for that time period are incomplete. It is expected that this revenue will remain level as all renewals without a prior false alarm are gratis.

Fees

Initial Registration Fee	\$37.00
Renewal Fee	\$0.00

Total False Alarms/yr	Fine	Additional Civil Penalty- Unregistered Alarm
1st	\$0	\$50
2nd	\$0	\$100
3 rd & 4th	\$50	\$250
5 th & 6th	\$100	\$500
7 th to 10th	\$200	\$500
>10 (each)	\$500	\$500

History of Alarm Permit Revenue to the General Fund



Interest Income

Revenue Description

This revenue results from the investment of idle City funds.

Legal Basis for Revenue

Florida Statutes §166.231, 180.14, 80.20
 City of Miami Gardens Charter Article 4, Section 4.9 & Article 8, Sections 8.3 & 8.4
 City of Miami Gardens Ordinance 2007-16-122

Special Requirements

None.

Fund/Account Number

General Fund
 01-00-00-361-100-00

Use of Revenue

General Fund, unrestricted.

Method/Frequency of Payment

Interest is credited to the City's account on a monthly basis by the respective depository.

Basis for Budget Estimate

Estimate for the budget is based on historical receipts and trend analysis and anticipated cash available for deposit.

Collection History

<i>Fiscal Year</i>	<i>Amount</i>	<i>% increase/ (Decrease)</i>
FY 05	\$236,486	
FY 06	\$733,714	210.3%
FY 07	\$1,011,767	37.9%
FY 08	\$508,024	(49.8%)
FY 09	\$234,224	(53.89%)
FY 10	\$79,080	(66.24%)
FY 11	\$45,423	(42.56%)
FY 12	\$12,524	(72.43%)
FY 13*	\$19,214	53.42%
FY 14**	\$20,000	4.09%

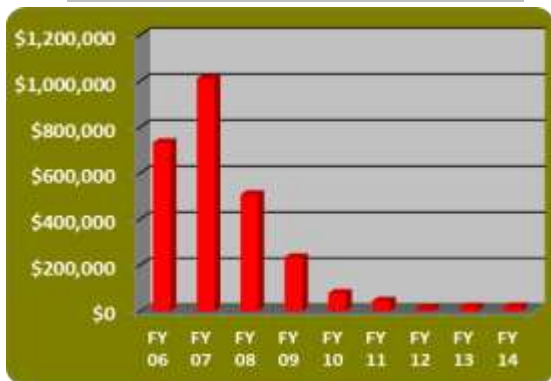
* Estimated
** Budgeted

Discussion

In FY-04 through FY-07, the City received interest on its idle cash in its bank operating account. In FY-08, the City added the Florida State Board of Administration to its authorized depositories. This latter alternative generally pays 30-50 basis points higher than our commercial deposit institution; However, in FY-08, the state defaulted to the depositors due to its losses in the mortgage investment market. The City was timely in withdrawing over \$20 million prior to the state freezing the remaining assets.

The higher amounts received for FY-07 and FY-08 generally reflect the interest earned on bond issues prior to the expenditure of the proceeds and on significantly higher market rates for interest earnings. FY-11 is expected to again be a poor year for interest earning as the interest rate market remains low. With continue low interest rate environment, the City projection of interest earnings become minimal.

History of Earned Interest Income Revenue to the General Fund



Bus Shelter Advertising Revenue

Revenue Description

The City receives monthly revenue from CEMUSA, Inc. for allowing the company to construct various bus shelters throughout the city and to sell advertising on the shelters.

Legal Basis for Revenue

Florida Statutes §166.231, 180.14, 80.20
City of Miami Gardens Charter Article 4, Section 4.9 & Article 8, Sections 8.3 & 8.4
City of Miami Gardens Ordinance 2004-06-22 and 2007-16-122
City of Miami Gardens Resolution 2004-80-131 and 2005-108-285

Special Requirements

None.

Fund/Account Number

General Fund
01-00-00-362-100-00

Use of Revenue

General Fund, unrestricted.

Method/Frequency of Payment

The fee is charged to CEMUSA based on the number of shelters and the associated advertising revenue.

Basis for Budget Estimate

Estimate for the budget is based on historical receipts, plus any new shelters planned to be constructed during the year.

Collection History

<i>Fiscal Yea</i>	<i>Amount</i>	<i>% increase, (Decrease)</i>
FY 06	\$75,326	
FY 07	\$92,430	22.71%
FY 08	\$94,220	1.93%
FY 09	\$94,890	0.71%
FY 10	\$89,728	(5.44%)
FY 11	\$0.00	(100%)
FY 12	\$0.00	0%
FY 13*	\$0.00	0%
FY 14**	\$0.00	0%

* Estimated
** Budgeted

Discussion

The County entered into this agreement with CEMUSA prior to the City's incorporation. The City

re-entered into its own agreement in FY-05. The agreement calls for CEMUSA to construct bus shelters throughout and set a minimum fee for the privilege. It also provides for additional income to the City based on the sales of advertising. The program of installation was completed in time for FY-07, which accounts for the large increase in revenue that year. In FY-10, the City was notified that CEMUSA was leaving the area, therefore the City was not able to generate any revenue since FY 2011.

History of Bus Shelter Revenue to the General Fund



Insurance Reimbursement

Revenue Description

This revenue reflects claims paid to the City by its insurance carrier for reported losses and from private insurance carriers for claims of damage to City property by the public. Also included are receipts from other insurers when a private vehicle damages City property.

Legal Basis for Revenue

Florida Statutes §166.231, 180.14, 80.20
 City of Miami Gardens Charter Article 4, Section 4.9 and Article 8, Section 8.3 and Section 8.4
 City of Miami Gardens Ordinance 2007-16-122

Special Requirements

None.

Fund/Account Number

General Fund
 01-00-00-369-903-00

Use of Revenue

General Fund, unrestricted.

Method/Frequency of Payment

Occasional. No set frequency of payment.

Basis for Budget Estimate

Estimate for the budget is based on historical receipts and anticipated pending claims.

Collection History

<u>Fiscal Year</u>	<u>Amount</u>	<u>% increase/ (Decrease)</u>
FY 06	\$88,590	
FY 07	\$1,973	(97.8%)
FY 08	\$109,924	5446.1%
FY 09	\$226,341	106.85%
FY 10	\$271,026	19.74%
FY 11	\$200,319	(26.09%)
FY 12	\$53,253	(73.42%)
FY 13*	\$62,000	16.43%
FY 14**	\$50,000	(19.35%)

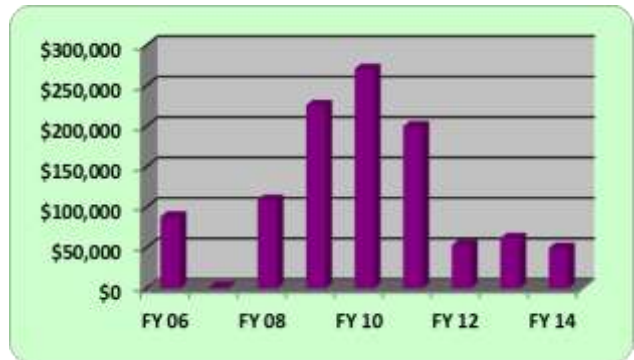
* Estimated
 ** Budgeted

Discussion

This revenue is difficult to anticipate as it relates to actual damage recovery from claims. It remains a small revenue and is usually used to replace the lost or damaged equipment or property. The City carries a \$10,000 deductible, thus most claims do not rise to the level required for reimbursement from our insurance carrier. The City does pursue private carriers in the event that City property is damaged in a traffic accident. The large increase in FY-09 represents the City starting its own police department. This resulted in a spate of vehicle accidents the first year. Training has reduced these significantly.

Being a reimbursement for unknown levels of damage and theft, this revenue is difficult to predict with accuracy. Based on the prior three years, we have used a conservative estimate for budgeting purposes.

History of Insurance Reimbursement Revenue to the General Fund



Lobbyist Registration Fees

Revenue Description

The City of Miami Gardens requires all lobbyists to register with the City each fiscal year. Registration is handled by the City Clerk. No lobbyist can

address staff or City Council on any issue where City action is required unless they have registered.

Legal Basis for Revenue

Florida Statutes §166.231, 180.14, 80.20
 City of Miami Gardens Charter Article 4, Section 4.9 and Article 8, Section 8.3 and Section 8.4
 City of Miami Gardens Ordinance 2004-02-18
 City of Miami Gardens Ordinance 2007-16-122

Special Requirements: None.

Fund/Account Number: General Fund
 01-00-00-369-902-00

Use of Revenue: General Fund. Unrestricted.

Method/Frequency of Payment: Occasional.

Basis for Budget Estimate: Estimate for the budget is based on historical number of registrants.

Collection History

<i>Fiscal Year</i>	<i>Amount</i>	<i>% increase/ (Decrease)</i>
FY 06	\$5,807	
FY 07	\$5,250	(9.6%)
FY 08	\$5,750	9.5%
FY 09	\$4,250	(26%)
FY 10	\$7,250	70.59%
FY 11	\$3,850	(46.9%)
FY 12	\$1,750	(54.55%)
FY 13*	\$1,500	(14.29%)
FY 14**	\$2,000	33.33%

* Estimated
 ** Budgeted

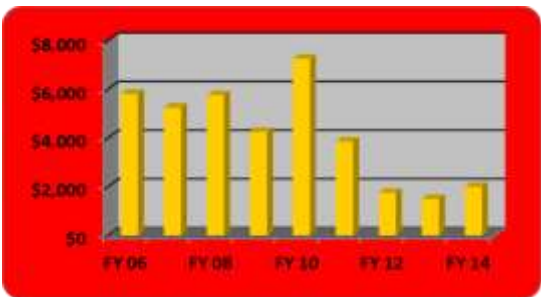
Discussion

This minor revenue remains fairly stable as the number of lobbyists tends to be mostly repeat registrations. Occasionally, a new lobbyist will register, usually in conjunction with a re-zoning. In the early years of the City, there were many more lobbyists attempting to influence decisions; however, this has fallen off dramatically.

Fees

One year registration	\$250.00
Late Report	\$ 50.00

History of Lobbyist Registration Revenue to the General Fund



Grants and Donations

Revenue Description

Periodically, the City is awarded grants from other governmental agencies or private organizations. These grants are usually specific to a particular activity. Revenue may be received in advance of the actual performance, but more usual is for the revenues to be received after completion of the activity for which the grant was awarded. Often, partial draw downs on the grants can be effectuated upon completion of various milestones of progress toward the completion of the activity. With the creation of the Capital Improvement Fund, most grants for capital improvements that were previously received in the General Fund are now managed in the CIP Fund.

Legal Basis for Revenue

Florida Statutes §166.231, 180.14, 80.20
 City of Miami Gardens Charter Article 4, Section 4.9
 City of Miami Gardens Ordinance 2007-16-122

Special Requirements

None.

Fund/Account Number

General Fund
 01-00-00-331-200-00 (Federal)
 01-00-00-334-300-00 (State)
 01-00-00-337-300-00 (Local)

FY-11

01-00-00-337-202-00 Byrne Grant for Police
 01-00-00-331-203-00 COPs Grant
 01-00-00-334-710-00 Children's Trust

Use of Revenue

General Fund. Restricted to the purpose for which it was received.

Method/Frequency of Payment

Occasional. No set frequency.

Basis for Budget Estimate

Estimate for the budget is based on approved grant awards.

Discussion

The history of grants and donations to the General Fund is very uneven. Until FY-07, most grants were recorded in the General Fund and the Special Revenue Fund; however, as the City created additional funds, grants and donations were shifted to the appropriate receiving fund.

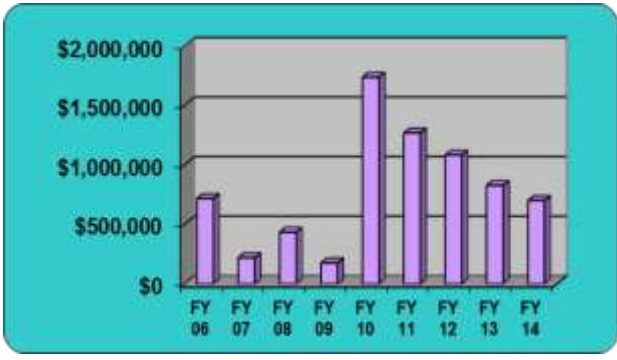
Increase in FY-10 is attributed to the City receiving over \$1,000,000 in ARRA grants for overtime in the police department which was received to assist in the security of the Super Bowl, Orange Bowl and the Pro Bowl.

Collection History

<i>Fiscal Year</i>	<i>Amount</i>	<i>% increase/ (Decrease)</i>
FY 06	\$715,995	
FY 07	\$218,911	-69.4%
FY 08	\$433,157	97.9%
FY 09	\$175,656	(59.45%)
FY 10	\$1,734,709	887.56%
FY 11	\$1,266,438	(26.99%)
FY 12	\$1,081,193	(14.63%)
FY 13*	\$826,309	(23.57%)
FY 14**	\$699,000	(15.41%)

* Estimated
** Budgeted

History of Grants and Donations Revenue to the General Fund



Jazz-in-the-Gardens Festival

Revenue Description

Since 2006, the City has sponsored and run a spring Jazz festival. This is a 2-day event featuring major singing talent from across the nation. A major component in this festival is the raising of sponsorship funds to underwrite the events costs. The festival also brings in revenues from food and merchandise vendors. Ticket sales constitute the largest single source of revenue. In FY-10, the festival turned its first "profit" over \$100,000.

Legal Basis for Revenue

Florida Statutes §166.231, 180.14, 80.20
City of Miami Gardens Charter Article 4, Section 4.9

Special Requirements: None.

Fund/Account Number

01-00-00-347-415-00 to
01-00-00-347-417-00

Use of Revenue

General Fund. Unrestricted.

Method/Frequency of Payment

Occasional. No set frequency.

Basis for Budget Estimate

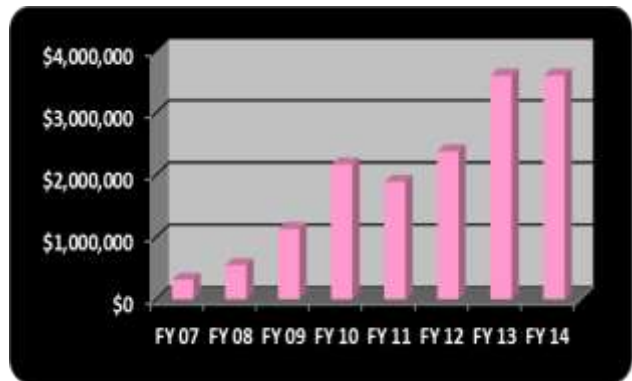
Estimate for the budget is based on past experience.

Collection History

<i>Fiscal Year</i>	<i>Amount</i>	<i>% increase/ (Decrease)</i>
FY 07	\$311,666	
FY 08	\$545,878	75.1%
FY 09	\$1,127,065	106.46%
FY 10	\$2,163,267	91.94%
FY 11	\$1,884,826	(12.87%)
FY 12	\$2,376,793	26.10%
FY 13*	\$3,595,378	51.27%
FY 14**	\$3,595,342	0.00%

* Estimated
** Budgeted

History of Grants and Donations Revenue to the General Fund



Discussion

The City's annual jazz festival has seen a dramatic increase in its size, attendance and funding since its inception in FY-06. In FY-09, the festival came in under budget. Since FY-11, the City engaged a professional sponsorship-raising firm to try and improve funding.

Passport Fees

Revenue Description

The City processes passport applications for its residents and others. A portion of the fees charges become revenue to the City.

Legal Basis for Revenue

Florida Statutes §166.231, 180.14, 80.20
City of Miami Gardens Charter Article 4, Section 4.9 and Article 8, Section 8.3 and Section 8.4

Special Requirements: None.

Fund/Account Number

General Fund
01-00-00-341-900-00

Use of Revenue: General Fund. Unrestricted.

Method/Frequency of Payment

Occasional.

Basis for Budget Estimate

Estimate for the budget is based on historical collection levels.

Collection History

<i>Fiscal Year</i>	<i>Amount</i>	<i>% increase/ (Decrease)</i>
FY 09	\$12,100	
FY 10	\$16,859	39.33%
FY 11	\$35,471	110.4%
FY 12	\$63,587	79.27%
FY 13*	\$97,857	53.89%
FY 14**	\$105,000	7.30%

* Estimated
** Budgeted

Discussion

This service is offered by the City, and is handled by the Office of the City Clerk.

Passport Fees

Expedited Service

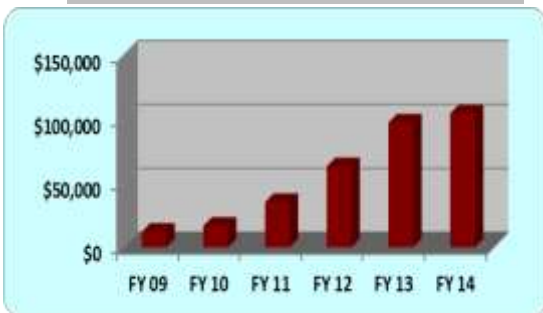
Adults \$226.67 (\$187.72-U.S., \$43.95 to City)
Minors \$196.72 (\$152.72-US; \$43.35 to City)

Routine Service

Adults \$135.00
(\$110.00 to U.S., \$25.00 to City)
Minors \$105.00
(\$80.00 to U.S., \$25.00 to City)

Passport Card \$55.00 (Adult)
Passport Card \$40.00 (per Child)

History of Passports Revenue to the General Fund



Police Department Fees/Revenues

Revenue Description

Various fees for certain activities and services such as photocopies, fingerprints, etc. Most of these are relatively small in income and are grouped together as "Police Miscellaneous Revenues"

Legal Basis for Revenue

Florida Statutes §166.231, 180.14, 80.20
City of Miami Gardens Charter Article 4, Section 4.9 and Article 8, Section 8.3 and Section 8.4
City of Miami Gardens Ordinance 2007-16-122

Special Requirements: None.

Fund/Account Number

General Fund
01-00-00-342-100-00

Use of Revenue: General Fund. Unrestricted.

Method/Frequency of Payment

Occasional.

Basis for Budget Estimate

Estimate for the budget is based on historical collection levels.

Collection History

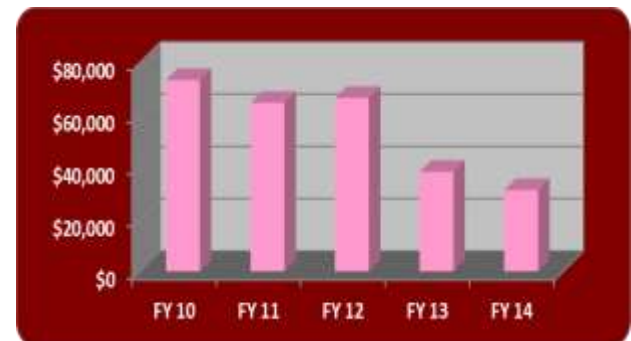
<i>Fiscal Year</i>	<i>Amount</i>	<i>% increase/ (Decrease)</i>
FY 10	\$73,095	
FY 11	\$64,393	(11.91%)
FY 12	\$66,243	2.87%
FY 13*	\$38,000	(42.64%)
FY 14**	\$31,000	(18.42%)

* Estimated
** Budgeted

Discussion

This minor revenue has remained steady. Off-Duty fees are accounted for separately.

History of Police Fees to the General Fund



Police Department Fees

Service Fees	Amount	Note
One Sided document copy	.15 per page	FSS 119
Two Sided document copy	.20 per page	FSS 119
Police Report	\$.15 per page	
Motor Vehicle Accident Report	See above	
Certified Copies	\$1.00 per page	FSS 119
Local (Miami-Dade) records name check (Residents Only)	\$5.00	
Fingerprinting (Residents Only)	\$5.00	
Parade Permit; Block Party; Broadcast Permit (Noise Permit)	See: Misc Revenues	
Zero Tolerance Signs	First sign free; \$15.00 ea addl.	
*Off Duty Fees	Amount	
Police Officer	\$44.00	3 hr min
*Police Sergeant/Captain	\$50.00	3 hr min
Overtime Off Duty Detail	Employee Actual Salary	

* Supervisors will only be compensated at the supervisor's rate when the detail necessitates that officer work in a supervisory capacity.

** Off Duty rate includes the officer's vehicle

Off-Duty Police Revenues

Revenue Description

Since creating the police department in December 2007, the department has had numerous requests for off-duty uniformed officers in the community to protect various businesses and events. The City established a fee structure and regulations and procedures for officers working private duty and began the service. The business pays the estimated amount up-front, and the officers are subsequently paid by the City.

Legal Basis for Revenue

Florida Statutes §166.231, 180.14, 80.20
City of Miami Gardens Charter Article 4, Section 4.9 and Article 8, Section 8.3 and Section 8.4

Special Requirements: None.

Fund/Account Number

General Fund
01-00-00-342-105-00

Use of Revenue: General Fund. Unrestricted.

Method/Frequency of Payment

Occasional.

Basis for Budget Estimate

Estimate for the budget is based on historical collection levels.

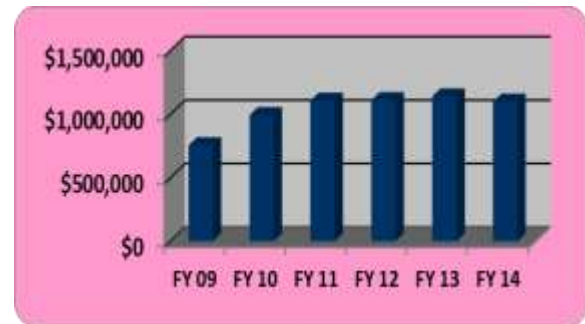
Collection History

Fiscal Year	Amount	% increase/ (Decrease)
FY 09	\$756,373	
FY 10	\$993,550	31.36%
FY 11	\$1,107,718	11.49%
FY 12	\$1,111,917	0.38%
FY 13*	\$1,141,450	2.66%
FY 14**	\$1,099,485	(3.68%)

* Estimated

** Budgeted

History of Gardens' Off-Duty Police Fees



Discussion

This revenue is a major source of extra funds for police officers who choose to work extra hours. The actual cost to provide the service is approximately \$5.00 per hour more than we collect; however, the value of having the additional uniformed officers in the community is invaluable for crime prevention and community visibility.

Fees: See "Police Department Fees" Above.

Miscellaneous General Fund Fees/Revenues

Revenue Description

Various City departments have fees for certain activities and services. Most of these are relatively small in income and are grouped together as "Miscellaneous Revenues."

Legal Basis for Revenue

Florida Statutes §166.231, 180.14, 80.20
City of Miami Gardens Charter Article 4, Section 4.9 and Article 8, Section 8.3 and Section 8.4
City of Miami Gardens Ordinance 2007-16-122

Special Requirements: None.

Fund/Account Number: General Fund
01-00-00-369-000-00

Use of Revenue: General Fund. Unrestricted.

Method/Frequency of Payment: Occasional.

Basis for Budget Estimate

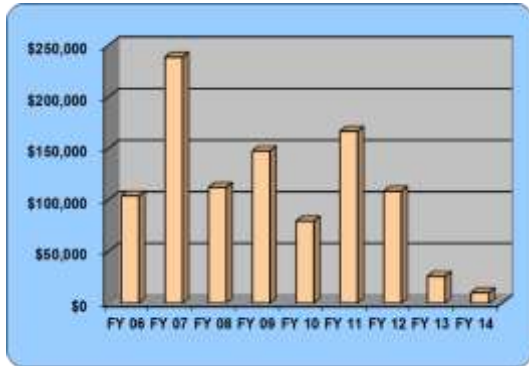
Estimate for the budget is based on historical collection levels.

Collection History

<i>Fiscal Year</i>	<i>Amount</i>	<i>% increase/ (Decrease)</i>
FY 06	\$103,990	
FY 07	\$232,549	129.40%
FY 08	\$112,181	(52.97%)
FY 09	\$147,528	31.51%
FY 10	\$79,534	(46.09%)
FY 11	\$166,599	109.47%
FY 12	\$108,571	(34.83%)
FY 13*	\$25,998	(76.05%)
FY 14**	\$10,000	(61.54%)

* Estimates
** Budgeted

History of Miscellaneous Revenue to the General Fund



Discussion

This minor revenue has experienced wide fluctuation due to the reclassifications of various revenue which at one time or another had been accounted for here.

Towing Fees (Resolution #2011-50-1443)
Acct. #01-00-00-329-700-00

Annual Towing Application Fee	\$525.00
Renewal Fee	\$367.50
Late Renewal Fee	\$682.50
Permit Decal (up to 10)	No charge
Permit Decal (>10)	\$2.63 each

City Clerk Fees

Photocopies	< 21 pages	Free
	> 20 pages	\$.15 per page

> 100 pages or major research
Time & materials

E-Mail Agenda	No charge
Regular Agenda	No Charge
Full Agenda Package	\$30.00/year
CD of Minutes/Meeting	\$10.00
Red Light Camera Special Masters	\$150.00
Hearing administrative fee	

Major Research (>30 Actual cost plus \$20 overhead
(Estimated in excess of 1/2 hour)
(1/2 fee must be paid prior to work commencing)

Special Event Fees

Resolution # 2011-66-1459: Acct. #01-00-00-329-600-00)

More than 30 days prior to event	
Small Activity/Event (<300)	\$157.50
Large Activity/Event (>300)	\$315.00
Less than 30 days prior to event	
Small Activity/Event (<300)	\$315.00
Large Activity/Event (>300)	\$630.00
Expedited 7-13 days	\$500.00
Expedited 0-6 days	\$1,000.00
Broadcast, block party; and Tent Sales	
Broadcast – Residential	\$10.50
Broadcast – Residential (<15 days)	\$21.00
Broadcast – Commercial	\$26.25
Broadcast – Commercial (<15 days)	\$52.50
Block Party Permit	\$52.50
Rental Tent Sale (Incl: Christmas, 4 th)	\$262.50
Special Event – Non-Profit Corporation	
Small Activity/Event	\$105.00
Small Activity/Event (<15 days)	\$210.00
Large Activity/Event	\$210.00
Large Activity/Event (<15 days)	\$420.00

Registration of Vacant & Foreclosed Properties

(Reso. # 2011-68-1461. Acct: 01-00-00-369-905-00)
Annual Registration Fee \$150.00

Rebates

Revenue Description

The City periodically receives rebates based on purchases or from our insurance carrier or our P-Card vendor. These revenues are accounted for here.

Legal Basis for Revenue

Florida Statutes §166.231, 180.14, 80.20
City of Miami Gardens Charter Article 4, Section 4.9 & Article 8, Sections 8.3 & 8.4

Special Requirements: None.

Fund/Account Number: General Fund
01-00-00-369-906-00

Use of Revenue: General Fund. Unrestricted.

Method/Frequency of Payment

N/a. Money appropriated with budget approval.

Basis for Budget Estimate

Budgeted amount is based on prior year's receipts.

Collection History

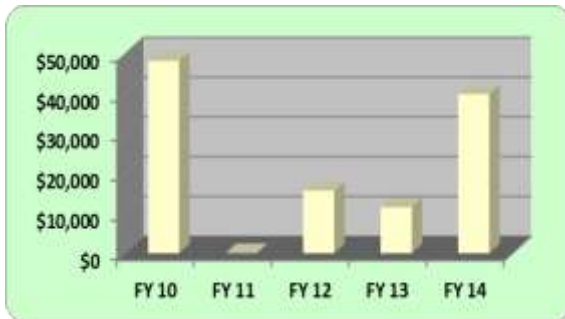
<i>Fiscal Year</i>	<i>Amount</i>	<i>% increase/ (Decrease)</i>
FY 10	\$48,344	
FY 11	\$0	(100%)
FY 12	\$15,702	100.00%
FY 13*	\$11,562	(26.37%)
FY 14**	\$40,000	245.96%

* Estimated
** Budgeted

Discussion

Prior to FY-09, Rebates were lumped into the "Miscellaneous Revenue" classification. In FY-09, the City began a purchasing card program that provides for rebates if spending thresholds are met. Occasionally the City receives rebates from other vendors, especially our liability insurance carrier, the Florida League of Cities.

History of Rebate Revenue in the General Fund



Other Non-Operating (Unreserved Fund Balance)

Revenue Description

It is the City's policy to budget fund balance reserve each year. This provides additional flexibility should emergency funding is needed and provides the public with transparency with regards to our reserve balance.

Legal Basis for Revenue

Florida Statutes §166.231, 180.14, 80.20
City of Miami Gardens Charter Article 4, Section 4.9 & Article 8, Sections 8.3 & 8.4
City of Miami Gardens Ordinance 2007-16-122

Special Requirements: None.

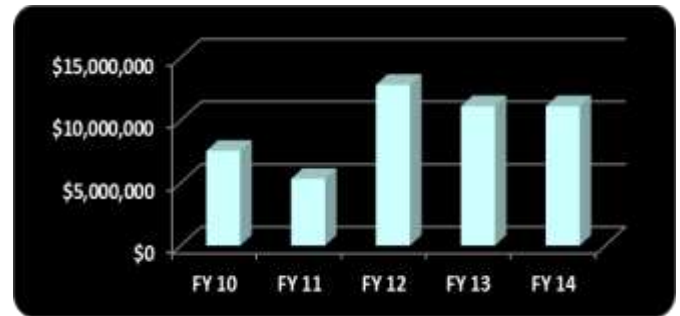
Fund/Account #:GF - 01-00-00-389-900-00

Use of Revenue: General Fund. Unrestricted.

Method/Frequency of Payment: N/a.

Basis for Budget Estimate: Prior year's audit.

Fund Balance History



Discussion

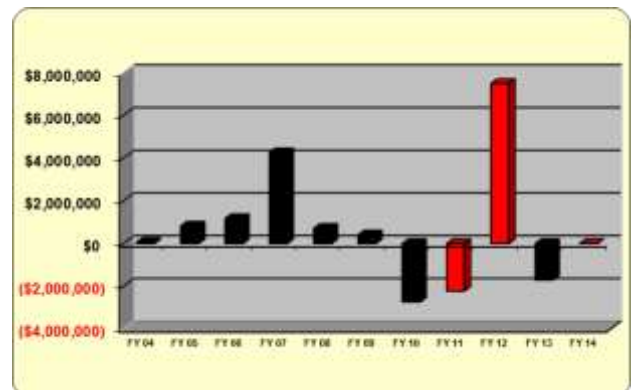
Each year, the City budgets its fund balance in all funds. However, in FY-05, the City dedicated a portion of its millage for two years in order to build the City's reserve. This, combined with conservative expenditures, grew the fund balance to \$9.2 million in FY-09. In FY-10, the revaluation of property coupled with several cuts in state revenue, lead to the use of approximately \$1.3 million to balance the budget at year-end. For FY-11, the City budgeted \$300,000 to begin replacing the reserve funds used in FY-10. In FY-12, the City received a settlement from the County and added \$4 million to the balance.

Increase/decrease in Fund Balance

<i>Fiscal Year</i>	<i>Amount</i>	<i>% increase/ (Decrease)</i>
FY 04	\$53,174	
FY 05	\$820,802	1443.62%
FY 06	\$1,170,809	42.64%
FY 07	\$4,249,711	262.97%
FY 08	\$708,762	(83.32%)
FY 09	\$403,885	(43.02%)
FY 10	(\$2,736,736)	(777.60%)
FY 11	(\$2,222,882)	(18.78%)
FY 12	\$7,494,900	(437.17%)
FY 13*	(1,702,056)	(122.71%)
FY 14**	\$0	(100.00%)

* Estimated ** Estimated

History of Fund Balance Reserve used



Red Light Camera Fines

Revenue Description

This revenue results from an agreement between the City of Miami Gardens and American Traffic Solutions to administer the City Red-Light Camera program. This program uses a series of camera to detect and report drivers running red lights at selected intersections throughout the City.

Legal Basis for Revenue

Florida Constitution, Article VII, Section 2
 Florida Statutes Chapters 166, 316.008
 City of Miami Gardens Charter Article 4, Section 4.9 & Article 8, Sections 8.3 & 8.4
 City of Miami Gardens Ordinance 2007-26-132; 2010-06-214; 2010-16-224

Special Requirements: None.

Fund/Account Number: General Fund
 01-00-00-359-010-00

Use of Revenue

General Fund, unrestricted.

Method/Frequency of Payment

Payment is made to the City on a monthly basis.

Basis for Budget Estimate

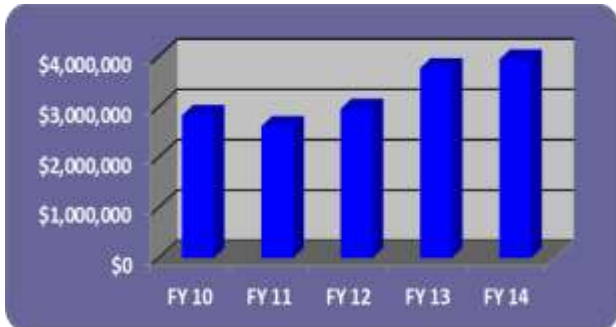
Budget estimate is based on anticipated violations. No estimate has been calculated at this time.

Collection History

<i>Fiscal Year</i>	<i>Amount</i>	<i>% increase/ (Decrease)</i>
FY 10	\$2,838,464	
FY 11	\$2,621,822	(7.63%)
FY 12	\$2,966,596	13.15%
FY 13*	\$3,773,587	27.20%
FY 14**	\$3,946,271	4.58%

* Estimated
 ** Estimated

History of Red Light Violation Revenue to the General Fund



Discussion

City Council approved the Red-Light Camera Enforcement Program on May 23, 2007. The City entered into an agreement with American Traffic Solutions, Inc. to administer the program. The first five cameras became operational in January 2009; however, fines were not collected until mid-February so that there could be a warning period. Two new cameras were installed in summer 2009.

In FY-10, the State Legislature adopted a statewide Red Light Camera Bill. They raised rates but cut the amount the City receives. This program began July 1, 2010. The City is currently adding an additional 18 camera locations for FY-11. Appeals/disputes are now handled by the County Court.

State Fine:

Red Light Camera Violation \$158.00

Certificate of Re-Occupancy Fee

Revenue Description

As part of the City’s code enforcement services, City Council established a program of inspection upon the sale of a residence. Prior to closing, a buyer must get a Certificate of Re-Occupancy.

In order to receive the certificate, a home buyer must make application to the Code Compliance Division to have the home inspected prior to the closing. The purpose of the inspection will be to verify that there are no outstanding zoning, use or setback violations on the property.

Legal Basis for Revenue

Florida Statutes §166.231
 City of Miami Gardens Charter - Article 4, Section 4.9 and Article 8, Section 8.3 and Section 8.4
 City of Miami Gardens Ordinance 2009-004-176

Special Requirements

None.

Fund/Account Number

General Fund
 01-00-00-322

Use of Revenue

General Fund. Unrestricted.

Method/Frequency of Payment

Payment upon application.

Basis for Budget Estimate

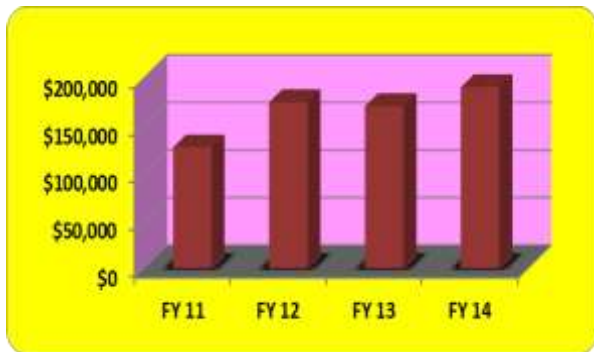
Historical receipts.

Collection History

<i>Fiscal Year</i>	<i>Amount</i>	<i>% increase/ (Decrease)</i>
FY 11	\$126,602	
FY 12	\$174,028	37.46%
FY 13*	\$170,000	(2.31%)
FY 14**	\$190,000	11.76%

* Estimated
** Budgeted

History of THE Certificate of Re-Occupancy Fee in the General Fund



Discussion

In 2009, the City Council received many horror stories about foreclosed homes and their physical condition and continuing violations. A concern was expressed that people were continuing to carry r, violations that existed on the property.

As a result, the City Council implemented a Certificate of Occupancy Certificate program requiring all home for sale, have a City-issued certificate prior to closing.

FEES

Regular Application Fee	\$150.00
Expedited Application Fee	\$225.00
Conditional Re-Occupancy	\$206.00
Re-Inspection Fee	\$26.00

Slot Machine Revenues

Revenue Description

This revenue results from an agreement between the City of Miami Gardens and Calder Race Course. On January 29, 2008, voters did, in fact, approve the addition of slot machines at the County’s three pari-mutuel site, one of which is Calder Race Course in the City of Miami Gardens.

Legal Basis for Revenue

Florida Constitution, Article X, Section 23
Florida Statutes Chapter 550, 849.16
City of Miami Gardens Charter Article 4, Section 4.9 & Article 8, Sections 8.3 & 8.4
City of Miami Gardens Resolution 2007-181-687

Special Requirements: None.

Fund/Account Number: General Fund
01-00-00-369-400-00

Use of Revenue: General Fund, unrestricted.

Method/Frequency of Payment

Payment is made to the City on a monthly basis.

Basis for Budget Estimate

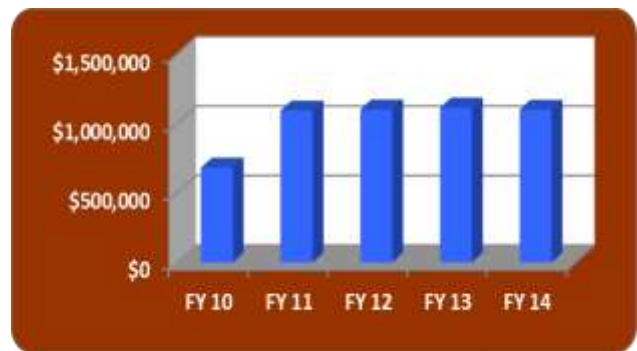
Compensation to the City consists of a payment of 1.5% of the Gross Slot Revenues generated at Calder on the first \$250 million and 2.5% for all revenue in excess of \$250,000,000.

Collection History

<i>Fiscal Year</i>	<i>Amount</i>	<i>% increase/ (Decrease)</i>
FY 10	\$682,636	
FY 11	\$1,093,385	60.17%
FY 12	\$1,100,959	0.69%
FY 13*	\$1,113,432	1.13%
FY 14**	\$1,100,000	(1.21%)

* Estimated
** Budgeted

History of Slot Machine Revenue to the General Fund



Discussion

Although the referendum was approved on January 29, 2008, by the voters of Miami-Dade County. Construction on the casino began in mid-2009 and is expected to be completed by Super Bowl Sunday in 2010. The City received partial-year revenue in FY-2010. The City also receives a small pari-mutuel tax

from Calder for each day of active horse racing. This amounts to approximately \$15,000 per year.

Towing Franchise Fee

Revenue Description

This revenue results from towing of private vehicles due to an accident or code enforcement. The fee is paid by the City's contracted two firm.

Legal Basis for Revenue

Florida Constitution, Article X, Section 23
 Florida Statutes Chapter 550, 849.16
 City of Miami Gardens Charter Article 4, Section 4.9 & Article 8, Sections 8.3 & 8.4
 City of Miami Gardens Resolution 2007-181-687
 City of Miami Gardens Ordinance 2008-08-144

Special Requirements

None.

Fund/Account Number

General Fund
 01-00-00-323-401-00

Use of Revenue

General Fund, unrestricted.

Method/Frequency of Payment

Payment is made to the City on a monthly basis.

Basis for Budget Estimate

History of collections.

Collection History

<i>Fiscal Year</i>	<i>Amount</i>	<i>% increase/ (Decrease)</i>
FY 10	\$41,865	
FY 11	\$34,770	(16.95%)
FY 12	\$150,000	331.41%
FY 13*	\$150,000	0.00%
FY 14**	\$150,000	0.00%

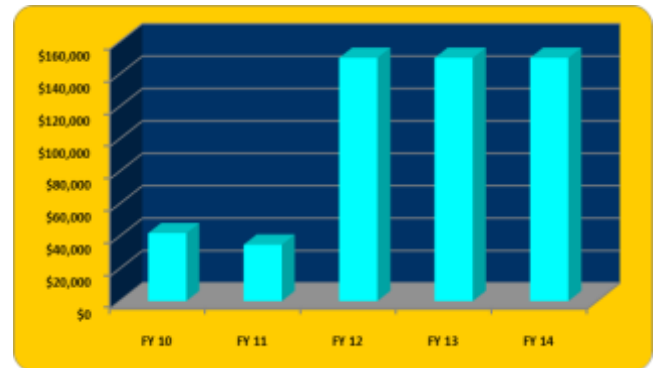
* Estimated

** Budgeted

Discussion

When the City initiated its police department, there came a need to occasionally tow vehicles from crash scenes. The City contracted with a local towing company for this service. The City was paid a set amount per tow. The City's Code Enforcement also uses this service for junk and abandoned vehicles. In FY-12, the City re-bid the franchise and settled for a flat yearly fee of \$150,000.

History of Towing Franchise Revenue



FEES

The City charges a flat fess of \$150,000 per year for the exclusive franchise.

Bonds and Capital Lease Proceeds

Revenue Description

Periodically, the City issue debt in order to finance its vehicle and major equipment purchase. Generally the proceeds of these debt issues are placed in the General Fund which in turn, purchases the vehicles and equipment for the using departments. In the subsequent years following the issue (or capital lease), the repayment or debt services, is budgeted in the Debt Service Fund.

This revenue item reflects the direct proceeds from such bond issue or capital lease-purchases, whether issued in during the year or carried over from prior years as unspent proceeds.

Legal Basis for Revenue

Florida Statutes §166.231
 City of Miami Gardens Charter Article 4, Section 4.9 and Article 8, Section 8.3 and Section 8.4
 City of Miami Gardens Ordinance 2007-16-122

Special Requirements

None.

Fund/Account Number

General Fund
 01-00-00-384-000-00

Use of Revenue

All Funds. Purchase vehicles and equipment and pay Debt Service.

Method or Frequency of Payment

The City's Finance Department transfers total prior to the debt service payment date.

Basis for Budget Estimate

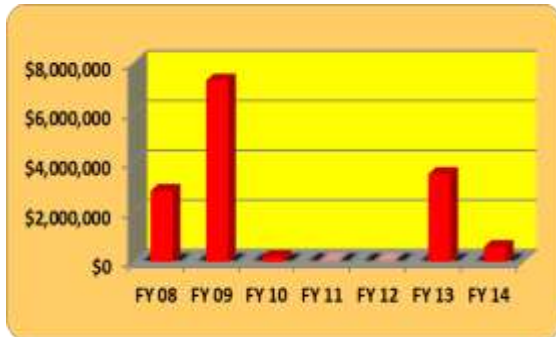
Estimate for the budget is based on actual debt service schedule and the police department’s prorated share of the total debt service.

Collection History

<i>Fiscal Year</i>	<i>Amount</i>	<i>% increase/ (Decrease)</i>
FY 08	\$2,854,370	
FY 09	\$7,300,000	155.75%
FY 10	\$185,300	(97.46)%
FY 11	\$0	(100%)
FY 12	\$0	0.00%
FY 13*	\$3,531,660	100.00%
FY 14**	\$600,000	100.00%

*Estimated
** Budgeted

History of Bond Proceeds Available in the General Fund



Discussion

Generally, the City uses short-term debt (5 years) to finance the purchase of its vehicles and major equipment. This allows the City to evenly spread out the impact of major capital items so as to not distort the revenue or expenditure needs in any particular year.

A \$3.2 million bond issue/capital lease is budgeted for FY-13 to replace police vehicles and other equipment

Sale of Assets

Revenue Description

From time to time, the City has pieces of equipment that no longer serves its purpose or which has come to the end of its useful life. This includes vehicles, computers, furniture, and other such items. The City generally sells these at public auction over the internet.

Some unique item may be sold on site with bidders invited to make an offer.

Legal Basis for Revenue

Florida Constitution, Article X, Section 23
Florida Statutes Chapter 550, 849.16
City of Miami Gardens Charter Article 4, Section 4.9 & Article 8, Sections 8.3 & 8.4
City of Miami Gardens Resolution 2007-181-687

Special Requirements: None.

Fund/Account #: GF: 01-00-00-364-000-00

Use of Revenue: General Fund, unrestricted.

Method/Frequency of Payment: Occasional.

Basis for Budget Estimate: Historic trends.

Collection History

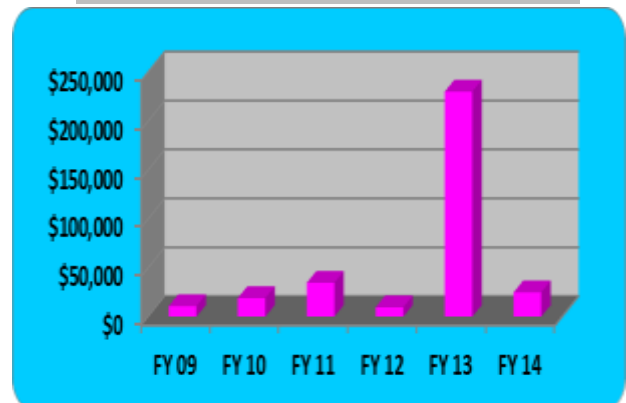
<i>Fiscal Year</i>	<i>Amount</i>	<i>% increase/ (Decrease)</i>
FY 09	\$10,875	
FY 10	\$19,079	75.44%
FY 11	\$34,658	81.66%
FY 12	\$9,758	(71.84)%
FY 13*	\$230,105	2258.12%
FY 14**	\$25,000	(89.14)%

*Estimated
** Budgeted

Discussion

This revenue results from the direct sale of non-real estate assets such as old vehicles, computers, furniture and other old items beyond their useful life. This revenue has increased significantly as the City’s once new equipment has aged. FY-13 increase is attributed to sales of old police vehicles.

History of Sale of Assets Revenue in the General Fund





*City of Miami
Gardens*

REVENUE MANUAL

For FY-2013 - 2014

TRANSPORTATION FUND

Local Option Fuel Tax

Revenue Description

The State authorizes several gas taxes to support transportation operation at the local government level. The first is the 1 to 6 Cents Local Option Fuel Tax that is imposed on Motor and Diesel Fuels. The funds are collected by the state and forwarded to the City on a monthly basis. Miami Gardens receives 2.5747989% of the collection in Miami-Dade County.

Legal Basis for Revenue

Florida Statutes §336.025
 Chapters 90-110 and 90-132, Laws of Florida
 City of Miami Gardens Charter Article 4, Section 4.9
 City of Miami Gardens Ordinance 2007-16-122

Special Requirements

Florida Statutes, §336.025(1)(a)2, requires the proceeds of the local option gas tax be used only for transportation related expenditures. Paragraph (7) defines "transportation expenditures" as:

- Public transportation operations and maintenance.
- Roadway and right-of-way maintenance and equipment and structures used primarily for the storage and maintenance of such equipment.
- Roadway and right-of-way drainage.
- Street lighting.
- Traffic signs, traffic engineering, signalization and pavement markings.
- Bridge maintenance and operation.
- Debt service and current expenditures for transportation capital projects in the foregoing program areas, including construction or reconstruction of roads.

Fund/Account Number

Transportation Fund
 10-00-00-312-410-00

Use of Revenue

Transportation Fund. Generally, the refunded monies are to be used to fund the construction, reconstruction, and maintenance of roads.

Method/Frequency of Payment

Motor fuel wholesale distributors (prior to July 1, 1995, it was collected by retailers) collect the tax and submit it to the Florida Department of Revenue, which distributes to cities and counties monthly, after a 7.3% General Revenue Service Charge is deducted. The change in the collection method was projected to increase compliance and therefore increase revenues. The City receives its distribution monthly by EFT.

Basis for Budget Estimate

Estimate for budgeting purposes is made by the City based on an estimate published by the State

Department of Revenue and historical collection trends.

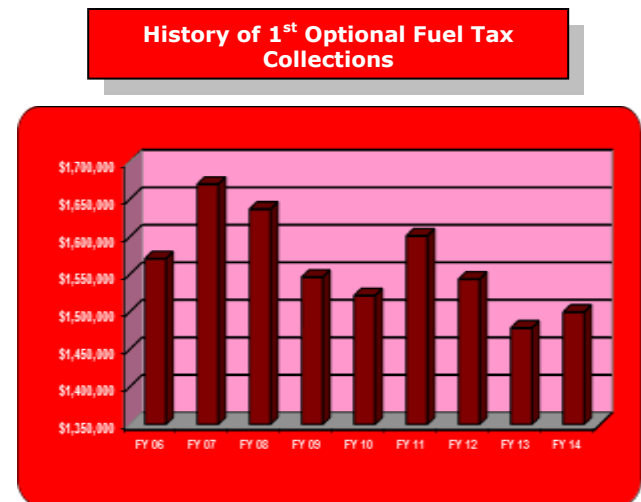
Collection History

<u>Fiscal Year</u>	<u>Amount</u>	<u>% increase/ (Decrease)</u>
FY 06	\$1,571,138	
FY 07	\$1,670,304	6.3%
FY 08	\$1,637,145	(1.98%)
FY 09	\$1,546,630	(5.52%)
FY 10	\$1,521,890	(1.6%)
FY 11	\$1,601,604	5.24%
FY 12	\$1,543,881	(3.60%)
FY 13*	\$1,478,805	(4.22%)
FY 14**	\$1,500,000	1.43%

* Estimated
 ** Budgeted

Discussion

This is the largest revenue source for the City's Transportation Fund. It has been a steady revenue with consistent growth until FY 09 with economy changes and higher gas prices that reduced the consumption.



2nd Local Option Fuel Tax

Revenue Description

The State authorizes several gas taxes to support transportation operation at the local government level. The second is the 1 to 5 Cents Local Option Fuel Tax that is imposed on Motor Fuels. The funds are collected by the state and forwarded to the City on a monthly basis.

Miami Gardens receives 2.2616477% of the collection in Miami-Dade County.

Legal Basis for Revenue

Florida Statutes §Florida Statutes 336.025(1)(b)
 Chapters 93-206 Laws of Florida
 City of Miami Gardens Charter Article 4, Section 4.9
 City of Miami Gardens Ordinance 2007-16-122

Special Requirements

The law requires that the monies be used to meet the requirements of the capital improvements of the adopted plan. The funds cannot be used for operating purposes.
 Miami-Dade County only levies 3 of the authorized 5 cents of the tax.

Fund/Account : TF: 10-00-00-312-420-00

Use of Revenue

For Capital Improvements according to the Comprehensive Plan.

Method/Frequency of Payment

Motor fuel wholesale distributors collect the tax and submit it to the Florida Department of Revenue, which distributes to cities and counties monthly, after a 7.3% General Revenue Service Charge is deducted. The change in the collection method was projected to increase compliance and therefore increase revenues. The City receives distribution monthly by EFT.

Basis for Budget Estimate

Estimate for budgeting purposes is made by the City based on an estimate published by the State Department of Revenue and historical collection trends.

Collection History

<i>Fiscal Year</i>	<i>Amount</i>	<i>% increase/ (Decrease)</i>
FY 05	\$588,221	
FY 06	\$583,103	(0.9%)
FY 07	\$626,803	7.5%
FY 08	\$633,247	1.03%
FY 09	\$600,345	(5.2%)
FY 10	\$582,080	(3.04%)
FY 11	\$622,828	7.00%
FY 12	\$598,259	(3.94%)
FY 13*	\$566,680	(5.28%)
FY 14**	\$576,000	1.64%

*Estimated
 ** Budgeted

Discussion

This is the third largest revenue source for the City's Transportation Fund. It has been steady revenue with consistent growth until economy changes and higher gas prices affect the revenue.

History of 2nd Optional Fuel Tax Collections



State Revenue Sharing

Revenue Description

The Florida Revenue Sharing Act of 1972 created a revenue sharing trust fund for Florida municipalities in order to ensure revenue parity throughout the state. The revenues collected from sales and fuel taxes and are allocated to local governments for specific, authorized purposes. To participate, the following requirements must be met:

- Report finances for the most recently completed fiscal year to the Department of Banking and Finance, pursuant to §218.32, F.S.;
- Make provisions for annual post-audits of its financial accounts, pursuant to Chapter 10,500, Rules of the Auditor general (§218.23(1)(b), F.S.);
- Levy ad valorem taxes that will produce the equivalent of 3 mills per dollar of assessed valuation or an equivalent amount of revenue from an occupational license tax or a utility tax in combination with the ad valorem tax, in the year 1972;
- Certify that its law enforcement officers, as defined in §943.10(1), F.S., meet the qualifications set by the Criminal Justice Standards and Training Commission, its salary structure and salary plans meet provisions of §943, F.S., and no law enforcement officer receives an annual salary of less than \$6,000;
- Certify its firefighters, as defined in §633.30(1), F.S., meet qualifications for employment established by the Division of State Fire Marshal pursuant to §633.34 and 633.35, F.S. and the provisions of §633.382 have been met;
- Each dependent special district must be budgeted separately according to §218.23(1)(f), F.S.;

- Meet Department of Revenue "Truth in Millage" (TRIM) requirements as stated in §200.065, F.S. to recover somewhat for FY-12 based on the collection rate during the last 3 months of FY-11.

Legal Basis for Revenue

Laws of Florida, Chapters 72-360, 73-349, 76-168, 83-115, 84-369, 87-237, 90-110, 90-132, 92-184, 92-319, 93-233, 93-71, 94-2, 94-146, 94-218, 94-353, 95-417.

Florida Statutes §218.23

Florida Statutes §166.231, 180.14, 80.20

City of Miami Gardens Charter Article 4, Section 4.9 & Article 8, Sections 8.3 & 8.4

City of Miami Gardens Ordinance 2007-16-122

Special Requirements

For FY 2010, 29.4% of this revenue must be use for transportation purposes. The balance may be used for any legal purpose. Miami Gardens budgets this 70.6% in the General Fund as general revenue.

Transportation Fund
10-00-00-335-120-00

Use of Revenue

Transportation Fund, unrestricted.

Method/Frequency of Payment

Revenue is received form the State on a monthly basis.

Basis for Budget Estimate

Estimate for budgeting purposes is made by the State Department of Revenue and may be adjusted by the City staff based on historical collections. The City historically has received 1% to 2% more than State estimates.

Collection History

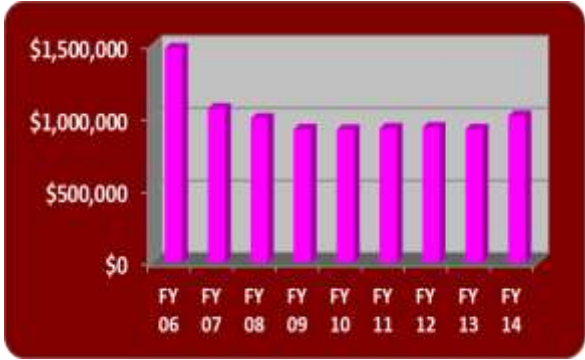
<i>Fiscal Year</i>	<i>Amount</i>	<i>% increase/ (Decrease)</i>
FY 05	\$1,089,428	
FY 06	\$1,478,690	35.7%
FY 07	\$1,063,708	-28.1%
FY 08	\$993,768	(6.5%)
FY 09	\$920,340	(7.47%)
FY 10	\$915,413	(0.54%)
FY 11	\$924,622	1.01%
FY 12	\$932,406	0.84%
FY 13*	\$919,472	(1.39%)
FY 14**	\$1,011,927	10.06%

* Estimate
** Budgeted

Discussion

State Revenue Sharing is a major source of revenue for both the General Fund and the Transportation Fund. It has show a steady decrease of the past several years due to deteriorating economic conditions, but is expected

History of State Revenue Sharing Collections



Public Works Permit Fees

Revenue Description

Revenue is derived from fees charged for permits for various projects affecting public roadways, right-of-ways, and easements. These include: Land Clearing Permit, Land Excavation Permit, Land Filling Permit, Road Cut or Jack & Bore, Driveway Permits, Vacation of Easements.

Legal Basis for Revenue

Florida Statutes §166.231, 180.14, 80.20

Miami Dade County Code Sec. 8CC-10.

City of Miami Gardens Charter Article 4, Section 4.9 & Article 8, Sections 8.3

City of Miami Gardens Ordinance 2007-16-122

Special Requirements: None.

Fund/Account Number: TF: 10-00-00-322-002-00

Use of Revenue: Transportation Fund, unrestricted.

Method/Frequency of Payment

Revenue is collected upon application for a permit.

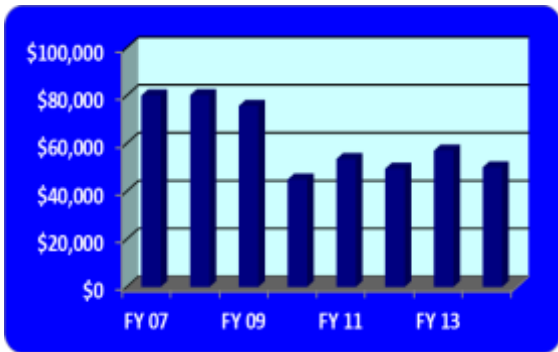
Basis for Budget Estimate: History

Collection History

<i>Fiscal Year</i>	<i>Amount</i>	<i>% increase/ (Decrease)</i>
FY 07	\$80,029	
FY 08	\$80,157	0.16%
FY 09	\$75,680	(5.59%)
FY 10	\$44,939	(40.62%)
FY 11	\$53,488	19.02%
FY 12	\$49,408	(7.63%)
FY 13*	\$57,000	15.37%
FY 14**	\$50,000	(12.28%)

* Estimated
** Budgeted

History of Public Works Fee Collections



Discussion

Public Works began processing permits for the above activities in FY-07. Activity somewhat mirrors general building permits. Revenue for permits declined significantly in FY-10; however, with known projects in line for FY-11, revenue is expected to climb. FY 12 also reflected a decline with slight growth for FY 13.

Fee Schedule

Fees for public works construction, under permit issued by Public Works Department, in canal, road and street rights-of-way, and in rights-of-way of canals, roads and streets located within the City, and for paving and drainage on private roads and parking lots in the City are as follows.

A. Fees for public works construction, under permit issued by the Public Works Department, in canal, road and street right-of-way, and utility or other easements in the City, to include paving and drainage on private roads and parking lots.

1. For installation or repair of sanitary and storm sewer, water lines, gas lines, buried electric, telephone, CATV or other underground utilities:
 - For 100 linear feet or less.....\$ 175.00
 - For each additional 100linear feet or fraction thereof.....55.00
2. For exfiltration drains consisting of catch basins, exfiltration trench, or slab cover ex-trench:
 - For Sewerline lining per linear foot.....\$ 10.00
 - For each 100 linear feet or
 - Fraction thereof.....\$ 155.00
3. For installation of poles or down guys for overhead utilities:

- For each pole or down guy.....\$ 100.00
4. For construction or replacement of side walk, curbs and gutters:
 - For 100 linear feet or less.....\$160.00
 - For each additional 100 linear feet or fraction thereof.....\$75.00
 5. For construction of asphalt or concrete driveways:
 - a) For driveway width of 20 feet or less consisting of 1 or 2 drives, including private property.....\$60.00
 - b) For driveway width greater than 20 feet, but not greater than 40feet, consisting of 1 or more drive approaches, including private property.....\$125.00
 - c) For approaches only consisting of 1 or 2 drives).....\$ 60.00
 - d) For driveway with greater than 40 feet (each driveway).....\$180.00
 - e) For construction of stamped concrete driveways (liability release must be signed by homeowner prior to permit being issued):
For each driveway (20ft. max)\$100.00
 - f) For construction of brick pavers driveways (Recorded Covenant of Construction must be on file prior to permit being issued)
For each drive (20 ft. max)\$100.00
 6. Water and Sewer Connection.....\$105.00
 7. Paving and Drainage (One Time only fee paid at initial of paving plans)
 - A. Review of plans for paving and drainage.....\$1,050
 8. For construction of streets pavements, including paving of parkways and shoulders:
 - One lane or two lane pavements (width of pavement being 0 to 24 feet):
 - a) For 100 linear feet.....\$400.00
 - b) For each additional 100 linear feet or fraction thereof..... \$100.00

- Three or more lanes of pavement (aggregate width greater than 24 feet):
 - a) For 100 linear feet or less.....\$360.00
 - b) For each additional 100 linear feet or fraction thereof.....\$120.00
- Note: Fees for paving of parkways and shoulders will be priced the same as those charged for street paving.
9. For the installation of embankment and/or subgrade material in dedicated or zoned right-of-way, excluding base rock and asphalt:
 - For 100 linear feet or less.....\$120.00
 - For each additional 100 linear feet or fraction thereof.....\$35.00
 10. For construction of curb separators:
 - For 100 linear feet or less.....\$60.00
 - For each additional 100 linear feet or fraction thereof.....\$20.00
 11. For erection of street name signs, traffic or directional signs, etc:
 - For each sign.....\$20.00
 12. For construction of bridges:
 - a) For bridge roadway are of 1,000 square feet or less.....\$1,200.00
 - b) For each additional 100 sq. feet of fraction thereof...\$245.00
 13. For installation of permanent type traffic barricades, guardrails or guide posts:
 - For each additional 100 linear feet or fraction thereof.....\$90.00
 14. For construction of street or driveway culvert:
 - For each additional 100 linear feet or fraction thereof.....\$120.00
 15. Installation of culvert pipe to enclose existing drainage ditch or canal:
 - For each additional 100 linear feet or fraction thereof.....\$180.00
16. Installation of new traffic signals (include signals, poles and all incidental wiring and interconnects):
 - For each intersection.....\$1,800.00 (50% of this fee shall be paid at time of application for plan review. This up-front fee shall be applied to the all permit fee if the permit is issued within one year of plan approval).
 17. For upgrade or modification of existing traffic signals (includes signals, poles, and Incidental wiring and interconnects):
 - For each intersection.....\$1,200.00 (50% of this fee shall be paid at time of application for plan review. This up-front fee shall be applied to the all permit fee if the permit is issued within one year of plan approval).
 18. For resurfacing, waterproofing, or seal coating in public right-of-way (does not apply to private homeowners):
 - For each 1000 square feet or fraction thereof.....\$30.00
 19. For installation of bus shelter:
 - For each shelter.....\$120.00
- B. Fees for placement of a newspaper or storage rack under permit issued by the Public Works Department, in the public right-of-way in the City, but excluding right-of-way for roads which are maintained by the State of Florida or Dade County.
1. For placement of a newspaper or newspaper to include inspection by the Public Works inspector.....\$40.00
 2. Annual renewal fee per each newspaper or newspaper storage rack..... \$20.00
 3. Fee for removal, storage, and disposal per each newspaper or newspaper storage rack..... \$130.00

- 4. Re-inspection fee.....\$30.00
- C. Fees for paving and drainage on private property are fixed as follows (private street pavement, drainage and curb shall be the same as listed in (A) above):
 - 1. Pavement (other than street pavement):
 - For each 1000 square feet or fraction thereof.....\$30.00
- D. Special Projects:

A fee equal to actual staff time and related costs shall be assessed for special projects requiring research by the Department in order to answer question proposed by property owners, homeowner's associations, developers, attorneys, realtors, contractors, or municipalities, etc., in connection with:

 - (a) the use , restriction, re-subdivision, and development of properties, including right-of-way and easements;
 - (b) the requirements and fees for permitting, planning, bonding, licensing, impact fees, concurrency, road engineering and/or construction, etc; and/or
 - (c) the determination of any existing violations on the property through a review of department's records. Such special fees will only be levied for requests outside the scope of normal department work. A minimum \$55.00 shall be charged.

A fee equal to \$2.00 per page shall be assessed for pre-programmed computer reports on Department records. The minimum fee will be \$15.00.
- E. Review – Fence in Right-of-Way
Review of application for permission to fence within right-of-way.....\$ 600.00
- F. Public Works Construction Projects completed by Contractor to be Inspected..... \$525.00 flat fee per project.
- G. Tree Planting Fees (Planting Trees in the Right Place in the ROW - Inspection.....\$20.00

General Information on Special Fees, Refunds, Extensions and Cancellations

A. PENALTY FEES

When work for which a permit is required is commenced prior to obtaining a permit a penalty fee will be imposed. **THE PENALTY FEE WILL BE \$123.00 PLUS DOUBLE THE ORIGINAL PERMIT FEE.**

- B. Failure of owner-builder or contractor to obtain permit.....\$525.00

- C. Failure to display permit card.....\$105.00
- D. Failure to obtain required inspection.....\$525.00
- E. Failure to properly guard and protect an excavation.....\$525.00
- F. Unlawfully making an excavation which endangers adjoining property, buildings,\$1,050.00 Right-of-Way or is a menace to public health or safety.
- G. Failure to remove debris, equipment, materials or sheds on the Right-of-Way.....\$ 210.00
- H. EXTENSION OF PERMIT

A permit may be extended for a period of up to, but not more than one year, from the expiration date of the original permit, provided the Permit Section of the Public Works Department is notified prior to the expiration of the permit. If the permit is allowed to expire without requesting an extension, a new permit will be required, including appropriate fee, for the remainder of the uncompleted work.

A fee of \$73.65 shall be paid by the permit holder who submits a written request for a permit extension.

I. FINAL INSPECTION REQUESTED AFTER EXPIRATION OF PERMIT

A fee of \$120.00 will be assessed when a final inspection is required after a permit's expiration date.

J. LOST PLANS FEE

When a permitted set of plans for all type of projects are lost by the applicants, owner, contractor, or any other representative of the projects, a recertification fee will be required to review, stamp and approve a new set of plans as a field copy. Such fee shall be assessed at the cost of reproduction plus \$30.00 original public works permit fee.

K. LOST CARD PERMIT FEE

After a permit has been issued, if the permit inspection card has been lost, the applicant will be required to pay a charge of \$35.00.

L. Plan Review Minimums to include DRC (Development Review Committee) Plan Review

- A. Single Discipline Review.....\$ 80
- B. Multiple Discipline Review.....\$ 210

L. INSPECTIONS / PLAN REVIEWS REQUIRED OVERTIME:

Charges for construction inspections or plan review, which are requested in advance and

require overtime, will be a rate of \$92.00 per hour and \$147.00 per hour on a holiday. Fees are over and above the original permit fee.

Notary public service – per document (City business)\$ 1.00
Notary public service – per document (Non-City business)\$ 5.00

M. RE-INSPECTION FEE

Work should be complete and ready for inspection at the time the inspection is scheduled. If the work is not ready or does not conform to Code or the approved drawings, a re-inspection will be necessary. With respect to inspections, if a local government finds it necessary, in order to enforce compliance with the Florida Building Code, to conduct any inspection after an initial inspection and one subsequent re-inspection of any project or activity for the same code violation.
\$76.00 per re-inspection

S. TECHNOLOGY AND TRAINING FEE

A technology and training fee of 15% of the total Public Works permit fee shall be assessed to each permit to enhance the City’s ability to provide state-of-the-art technology to its Public Works Department customers.

N. ACTUAL COST FOR PROJECTS REQUIRING SERVICES NOT CONTEMPLATED IN CURRENT FEE STRUCTURE TO INCLUDE DRY RUNS OR ANY OTHER PALN REVIEW REQUEST

The Director, or designee, has the authority to invoice for reimbursement of actual costs on project(s) requiring services not contemplated in the current fee structure. The invoice will consist of actual labor cost, including any and all fringe benefit costs the Department is legally obligated to pay. Additionally, the invoice will include any other indirect cost associated with the actual labor cost, as determined by the City of Miami Gardens Public Works Department and/or the Finance Section on a yearly basis.

T. REVISIONS

A fee of \$72.20 per hour for a minimum of one (1) hour will be applied for revisions (new constructions, commercial, water and sewer lines, paving and drainage).
A fee of \$25.00 will be applied to each request for a driveway permit.

U. AMENDMENTS TO PUBLIC WORKS PERMIT FEE SCHEDULE

All public works permits fees shall be increased by 5% annually effective October 1 of each fiscal year.

O. RIGHT-OF-WAY IMPROVEMENT BOND FEES

- 1. Right-of-Way Project Bonding (fees required when bond documentation is submitted)
 - A. Initial Submittal and review of Agreement and Letter of Credit)..... \$ 210
 - B. Review of Agreement and Letter of Credit....\$ 55
 - C. Processing the reduction of bond amount.....\$ 105

P. Drainage/Paving Consulting Plan Review Fees.....Min.\$265

Note: Fees may vary depending on plan review time

Q. CHANGE OF CONTRACTOR OR QUALIFIER

Where there is a change of contractor or qualifier involving a permit, the second permit holder shall pay a fee of \$114.00 to cover the cost of transferring the data from the original permit to the second permit.

R. COPIES OF DEPARTMENTAL RECORDS

Plan reproductions from microfilm – per sheet\$ 6.00
Reproduced records – per page\$ 0.15
Double sided copies – per page.\$ 0.25
Certified copies – per page..\$ 1.00

Banner Fees

Revenue Description

Florida local governments are allowed to charge a fee for the privilege of placing banners on light poles within the public right-of-way. The fee also held defray the costs of dealing with licensed installers and with damaged and errant signs that fall to the street. The Transportation Fund charges a small fee for public or private entities to install banners on public street light poles.

Legal Basis for Revenue

Florida Statutes §206.41(1)(g) and §206.41(1)(b).
City of Miami Gardens Charter Article 4, Section 4.9
City of Miami Gardens Ordinance 2005-07-45
City of Miami Gardens Ordinance 2007-16-122

Special Requirements

None.

Fund/Account Number

Transportation Fund
10-00-00-329-100-00

Use of Revenue

Transportation Fund. Unrestricted.

Method/Frequency of Payment

Fees are collected from businesses and non-profit organizations desiring to place banners on light poles. Fees are subsequently remitted to the City.

Basis for Budget Estimate

Estimate for budgeting purposes is made by the City based on historical collections and trend analysis.

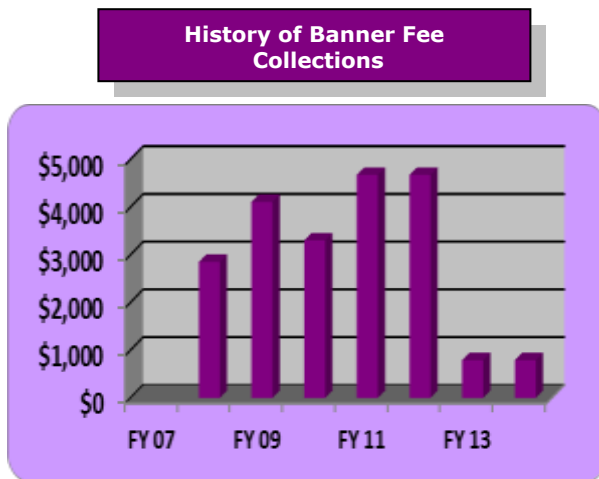
Collection History

Fiscal Year	Amount	% increase/ (Decrease)
FY 07	\$0	
FY 08	\$2,850	n/a
FY 09	\$4,110	44.2%
FY 10	\$3,300	(19.71%)
FY 11	\$4,675	41.67%
FY 12	\$4,675	0.00%
FY 13*	\$790	(83.10%)
FY 14**	\$790	0.00%

* Estimated
**Budgeted

Discussion

This is a minor revenue source to compensate the City for tracking signs in the City and for the use of the public right-of-way. Usage of the sign slots declined drastically when the City imposed the fee in FY-06. Currently the City is the primary user of the slots for its holiday displays and other special events.



BANNER FEES

1. Fees: City Ordinance #2005-07-45
 - A. Basic approval fee: \$50.00
 - B. Per banner fees:
 - \$10.00 – nonprofits events to be held in the City
 - \$50.00 – profit events to be held in the City
 - \$20.00 – nonprofit events to be held out of the City
 - \$75.00 – for profit events to be held out of the City

2. Regulations:

- A. Banners may only be displayed for a period of up to 30 days, unless the City Manager or his designee grants an extension, in writing.
- B. If a banner(s) is not removed by the applicant within the aforementioned 30 day time period, the City shall have the right to assess a fine of \$10.00 per day, per banner. The failure of an applicant to remove a banner(s) in the specified time may also subject the applicant to forfeiting the right to erect banners in the City in the future.
- C. Banners shall be used solely for the purpose of promoting public events, seasonal decorations or holidays, and for no other purpose.
- D. The events for which the banner is to be displayed shall be of a City or County-wide, public nature and shall have no commercial advertising except for the name and/or logo of the event or sponsor, which shall not exceed in area 20% of the banner face.

3. Other requirement:

- A. Applicant must provide an emergency contact.
- B. Banners placed on FDOT Right-of-Way must have approvals from FDOT and adhere to their regulations (Florida Statute 337.407 -- Regulation of signs and lights within rights-of-way).
- C. The City assumes no liability by the issuance of this permit. The applicant is responsible to see to the safe erection, operation, and removal of the banner.
- D. Applicants shall be responsible for the observance of all necessary safety precautions in the construction, erection and removal of flags and/or banners.

Grants and Donations

Revenue Description

Periodically, the City is awarded grants from other governmental agencies or private organizations. These grants are usually specific to a particular activity. Revenue may be received in advance of the actual performance, but more usual is for the revenues to be received after completion of the activity for which the grant was awarded. Often, partial draw downs on the grants can be effectuated upon completion of various milestones of progress toward the completion of the activity. With the creation of the Capital Improvement Fund, most grants for capital improvements that were previously received in the Transportation Fund are now managed in the CIP Fund.

Legal Basis for Revenue

Florida Statutes §166.231
City of Miami Gardens Charter Article 4, Section 4.9
City of Miami Gardens Ordinance 2007-16-122

Special Requirements: None.

Fund/Account #: TF 10-00-00-389-400-00

Use of Revenue

Transportation Fund. Restricted to the purpose for which it was received.

Method/Frequency of Payment

Occasional. No set frequency.

Basis for Budget Estimate

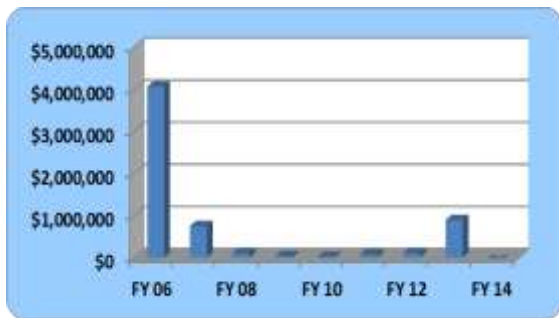
Estimate f is based on approved grant awards.

Collection History

<i>Fiscal Year</i>	<i>Amount</i>	<i>% increase/ (Decrease)</i>
FY 06	\$4,065,829	
FY 07	\$751,242	(81.5%)
FY 08	\$110,408	(85.3%)
FY 09	\$39,671	(64.06%)
FY 10	\$26,687	(32.73%)
FY 11	\$85,128	218.99%
FY 12	\$1,014,864	1092.16%
FY 13*	\$0	(100%)
FY 14**	\$0	(100%)

* Estimated
** Budgeted

History of Grants and Donations Revenue to the Transportation Fund



Discussion

Generally, grants for the Transportation Fund are received by the CIP Fund. Only operating grants are accounted for here. These include equipments grants and program grants received by Keep Miami Gardens Beautiful. The spikes in FY-06/07 were a result of Hurricane Wilma Reimbursement grants.

Stormwater Management Overhead Charge

Revenue Description

While the employees, projects and operational expenditures of the City's Stormwater Utility are paid directly from Stormwater Utility Fund accounts, it is the Transportation Fund that is responsible for the day-to-

operation of the Stormwater Utility's activities. In order to reimburse the Transportation Fund for these efforts, the Transportation Fund charges a 2 1/2% management fee to the Stormwater Utility Fund. The fee is based on the total operating expenditures of the Stormwater fund.

Legal Basis for Revenue

Florida Statutes §166.231
City of Miami Gardens Charter Article 4, Section 4.9
City of Miami Gardens Ordinance 2006-25-106
City of Miami Gardens Resolution 2006-143-489
City of Miami Gardens Ordinance 2007-16-122

Special Requirements: None.

Fund/Account #: TF - 10-00-00-381-029-41

Use of Revenue

Transportation Fund. Unrestricted.

Method/Frequency of Payment

Budgeted amount is transferred 1/12th monthly from the Stormwater Utility to the Transportation Fund.

Basis for Budget Estimate

Estimate for the budget is based total operational expenditures in the Stormwater Utility Fund.

Collection History

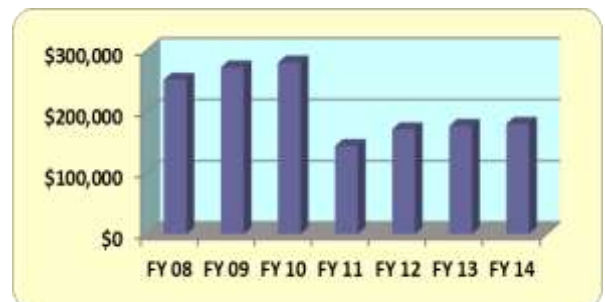
<i>Fiscal Year</i>	<i>Amount</i>	<i>% increase/ (Decrease)</i>
FY 09	\$272,286	
FY 10	\$280,000	2.83%
FY 11	\$143,730	(48.67%)
FY 12	\$171,273	19.16%
FY 13*	\$176,724	3.18%
FY 14**	\$180,258	2.00%

* Estimated
** Budgeted

Discussion

FY-08 was the first full year of the City's Stormwater Utility's operations and the first year of the administrative management charge. The fee is based on 2 1/2% of the Stormwater operating expenses.

History of Stormwater Management Fee to the Transportation Fund



Interest Income

Revenue Description

Generally, the City deposits its revenues in a general operations account at its authorized depository. These funds earn interest in this account until expended. Routinely however, the City has more funds in this account than is actually necessary to meet operational needs at any particular time. In those cases, funds are transferred to the Florida State Board of Administration account which generally earns 30 to 50 basis points higher than a commercial bank deposit.

Since the City received the CITT settlement in FY 2012, it is projected that interests will be allocated for FY 2013.

Legal Basis for Revenue

Florida Statutes §166.231, 180.14, 80.20
 City of Miami Gardens Charter Article 4, Section 4.9 and Article 8, Section 8.3 & Section 8.4
 City of Miami Gardens Ordinance 2007-16-122

Special Requirements:

None.

Fund/Account Number:

Transportation Fund
 10-00-00-361-100-00

Use of Revenue:

Transportation Fund, unrestricted.

Method/Frequency of Payment

Interest is credited to the Transportation Fund on a monthly basis in proportion to their participation in pooled cash.

Basis for Budget Estimate

Estimate for the budget is based on historical receipts and trend analysis and anticipated cash available for deposit.

Collection History

<i>Fiscal Year</i>	<i>Amount</i>	<i>% increase/ (Decrease)</i>
FY 11	\$0	
FY 12	\$0	0.0%
FY 13*	\$5,000	100%
FY 14**	\$5,000	0%

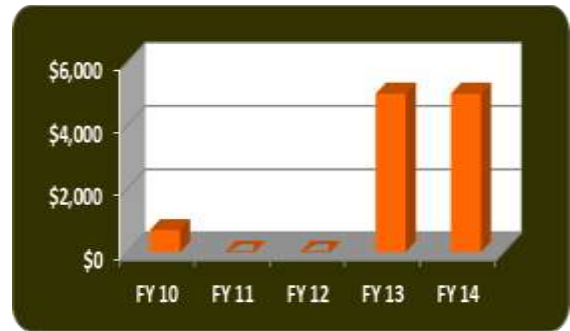
* Estimated

** Budgeted

Discussion

Historically, all city interest earned was received by the General Fund; however, in FY-10, interest receipts were allocated to the earning fund. FY 13 increase is attributed to CITT settlement.

History of Interest Revenue to the Transportation Fund



FDOT Landscaping Agreement

Revenue Description

As part of the City's overall beautification program, the City requested of FDOT the task of maintaining state road medians within the City. This has allowed the City to upgrade the planting in these medians and swales. The agreement calls for the State to pay the City each year the same amount it would have paid a private contractor to maintain these medians.

The actual cost of upkeep of these medians is significantly higher as the City has added water and thousands of plants.

Legal Basis for Revenue

Florida Statutes §166.231, 180.14, 80.20
 City of Miami Gardens Charter Article 4, Section 4.9 and Article 8, Section 8.3 & Section 8.4
 City of Miami Gardens JPA Agreement with FDOT.

Special Requirements

None.

Fund/Account Number

Transportation Fund
 10-00-00-334-390-00

Use of Revenue

Transportation Fund, unrestricted.

Method/Frequency of Payment

Interest is credited to the Transportation Fund on a monthly basis in proportion to their participation in pooled cash.

Basis for Budget Estimate

Estimate for the budget is based on historical receipts and trend analysis and anticipated cash available for deposit.

Collection History

<i>Fiscal Year</i>	<i>Amount</i>	<i>% increase/ (Decrease)</i>
FY 09	\$31,356	
FY 10	\$31,357	0%
FY 11	\$31,356	0%
FY 12	\$23,518	(25.00%)
FY 13*	\$35,000	48.82%
FY 14**	\$35,000	0.00%

* Estimated
** Budgeted

Discussion

This is the yearly payment from the Florida Department of Transportation to cover the cost of maintaining the medians on state roads within the City (SR-7, NW 183rd Street and NW 27th Avenue). The amount is far less than the actual cost. The rate will be adjusted by District #6 DOT after it awards its yearly median maintenance bid.

N/a. Money appropriated with budget approval.

Basis for Budget Estimate

Budgeted amount is based on prior year's audit.

<i>Fiscal Year</i>	<i>Amount</i>	<i>% increase/ (Decrease)</i>
FY 06	\$995,259	
FY 07	\$500,211	(49.74%)
FY 08	\$1,012,589	102.43%
FY 09	\$518,121	(48.83%)
FY 10	\$2,625	(99.49%)
FY 11	\$7,183	173.64%
FY 12	\$3,459,596	48063.66%
FY 13*	3,624,494	4.77%
FY 14**	\$4,313,507	19.01%

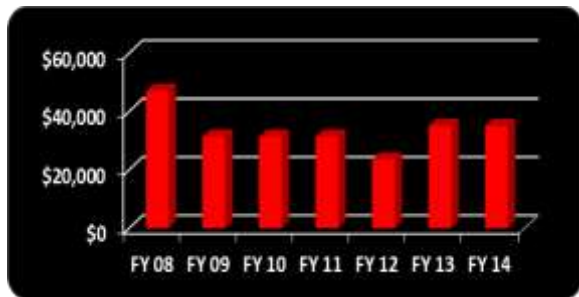
* Estimated
** Budgeted

Discussion

Each year, the City budgets its entire fund balance in all of its operating funds. In the first two years of the Transportation Fund, the fund balance reserve grew; however, largely as a result of Hurricane Wilma, the reserve declined significantly. It is estimated that the total of un-reimbursed expenses for the Hurricane were in excess of \$800,000. Additional decline is due to several special projects which have required additional funds to complete. The largest of these was the NW 27th Ave, Beautification Program done in conjunction with the Super Bowl in 2007. For the first time in FY-09, FY-10 and again in FY-11 the Fund needed a small subsidy from the General Fund to balance; though in the former two years, it was not used as funds remained at year-end. This was due largely to the decline in State Revenue Sharing receipts.

As the economy picks up, this should no longer be necessary. The County is now planning on giving the City its fair share of the 1/2 cent sales tax for transportation. If we receive this \$3.5 million per year, the fund will once again be able to maintain an appropriate reserve.

History of DOT Median Maintenance Revenue



Other Non-Operating (Undesignated Fund Balance)

Revenue Description

It is the City's policy to budget the fund balance reserve each year. This provides additional flexibility should emergency funding is needed and provides the public with transparency with regards to our reserve balance.

Legal Basis for Revenue

Florida Statutes §166.231, 180.14, 80.20
City of Miami Gardens Charter Article 4, Section 4.9 & Article 8, Sections 8.3 & 8.4
City of Miami Gardens Ordinance 2007-16-122

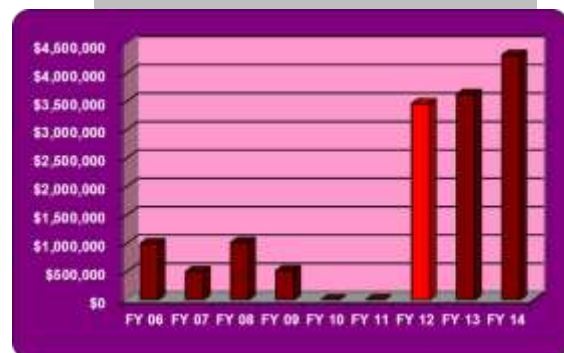
Special Requirements: None.

Fund/Account Number: Transportation Fund 10-00-00-389-900-00

Use of Revenue: Transportation Fund. Unrestricted.

Method/Frequency of Payment

History of Budgeted Fund Balance Reserve in the Transportation Fund



1/2 Cent Sales Tax Surcharge

of the fiscal year. Funds have not been included in the budget as the settlement has not been approved by all involved.

Revenue Description

In 2002, Miami-Dade County held a referendum to raise the general sales tax by ½ cent and to dedicate this additional revenue to funding transportation needs. As part of the process, the County entered into agreements with all then existing cities to share this revenue if it passed. The County would keep 80% and the cities would share 20%. Even though the original resolution establishing this arrangement stated that if new cities came along, they would negotiate with the County for their proportionate share. Three cities have incorporated since that date and the County has refused to negotiate in good faith with any of them (Miami Gardens, Doral and Cutler Bay).

Revenue received under this tax must be used by the cities for transportation purposes only. At least 20% must be used for transit-related purposes and the balance can be used for other transportation needs.

In FY-11, the City sued the County for these fund in FY 2012, the County settled with a payment of approximately \$10.2 million.

Legal Basis for Revenue

State Statute
Miami Dade Ordinance

Special Requirements

20% must be used for Transit-related expenditures and 80% must be used for other transportation-related expenses.

Fund/Account Number

Transportation Fund: None established

Use of Revenue: Transportation Fund.

Method/Frequency of Payment

Monthly from Miami-Dade County

Basis for Budget Estimate: County estimate.

Collection History

<i>Fiscal Year</i>	<i>Amount</i>	<i>% increase/ (Decrease)</i>
FY 11	0	
FY 12	\$3,815,960	100.0%
FY 13*	\$3,689,793	(3.31%)
FY 14**	\$3,689,793	0.00%

*Estimated. Settlement proceeds

**Budget Pending settlement of lawsuit.

Discussion

With the election of a new County Mayor, it now appears that the County is ready to share this revenue with Miami Gardens. We will know something by November, 2010. Revenue would be retroactive to October 1, the beginning



*City of Miami
Gardens*

**REVENUE
MANUAL**
For FY-2013 - 2014

**DEVELOPMENT
SERVICES FUND**

Planning and Zoning Fees

Revenue Description

The City's Planning and Zoning Department assesses various fees for its services. These fees are designed to recover the cost of processing various land development activities.

Legal Basis for Revenue

Florida Statutes §166.231
 Miami Dade County Code Sec. 8CC-10.
 City of Miami Gardens Charter Article 4, Section 4.9 & Article 8, Sections 8.3

Special Requirements: None.

Fund/Account Number

Development Services Fund
 10-00-00-322-000-00

Use of Revenue

Unrestricted.

Method/Frequency of Payment

Revenue is collected upon application for a permit or other requested activity.

Basis for Budget Estimate

Estimate for budgeting purposes is made by the City staff based on historical collections and trend analysis. This is adjusted by an estimate of new construction expected in the subsequent year.

Collection History

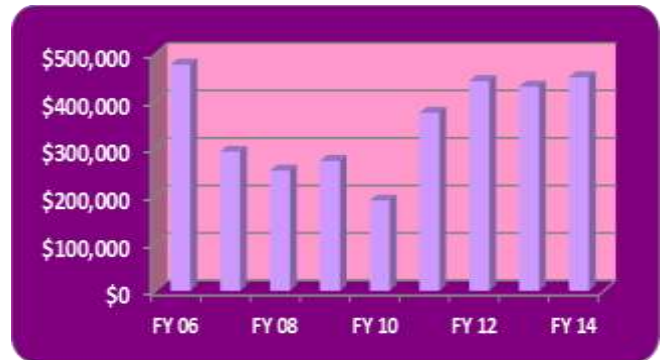
<i>Fiscal Year</i>	<i>Amount</i>	<i>% increase/ (Decrease)</i>
FY 06	\$476,443	
FY 07	\$292,988	(38.51%)
FY 08	\$253,024	(13.64%)
FY 09	\$273,541	8.1%
FY 10	\$190,058	(30.52%)
FY 11	\$375,001	97.31%
FY 12	\$441,870	17.83%
FY 13*	\$430,000	(2.69%)
FY 14**	\$450,000	4.65%

*Estimated
 **Budget

Discussion

Prior to FY-05, all Planning and Zoning activity was handled by Miami-Dade County. FY-05 and FY-06 saw significant development activity which is reflected in the revenues. FY-07 thru FY-10 reflect the major downturn in development activity faced by all of South Florida. FY-11 is expected to reflect a moderate increase in development activity. FY 12 increase is attributed to permits issued for the City Hall project with FY-13 returning to normal activities.

History of Planning & Zoning Fee Collections



Fee Schedule

The Miami Gardens Planning and Zoning Department charges and collects fees for the items and rates listed in the following schedule:

I. TENTATIVE PLAT

- A. Fee to accompany Tentative Plat application:
 - 1 -6 sites \$2,082.00
 - *7 or more sites (base rate)..... \$2,082.00
 - amount added to base rate for each site over 6 sites.... \$10.90*
- B. Fee for resubmission of Tentative by same or new owner (revision).... \$684.00*

Additional Fee is required for sites added prior to the approval of the Tentative, base on the number of additional sites.
- C. Fee for review of Tentative Plat, new owner application (no revision) ...\$468.00
- D. **Resubmission of Tentative due to non-compliance to Platting committee recommendations**
 - Second resubmission of Tentative to non-compliance to Platting Committee recommendation..... \$1,000.00
- E. **Fee to request an extension of the original Tentative Plat Approval period determined by Chapters 28 & 33G of the Miami-Dade County Code**
 - Before expiration of the approval period..... \$996.00*
 - After the expiration of the approval period \$1,932.00

II. WAIVER OF PLAT After approval of a Waiver of Plat, any change shall be submitted as new Waiver of Plat. If approved, the new submittal will nullify the previously approved Waiver of Plat.

- A. Fee to accompany Waiver of Plat application (new application)..... \$2,082.00*
- B. Revision of previously deferred Waiver of Plat to change parcels at owner's request (same or new owner) \$546.00
- C. Review of Waiver of Plat, new owner application (no revision)..... \$468.00

D. Resubmission of Waiver of Plat due to non-compliance to Platting committee recommendations

Second resubmission of Tentative to non-compliance to Platting Committee recommendation..... \$1,000.00

III. WAIVER OF SUBDIVISION CODE REQUIREMENTS

A. Additional fee for review of Tentative Plat or Waiver of Plat which entails a request for a waiver of subdivision code requirements \$468.00

B. Fee for Request for waiver of Underground Ordinance \$156.000

C. Correspondence answering inquiries \$117.00

IV. PAVING AND DRAINAGE One time only flat fee paid at initial submittal of paving/drainage plans.

A. Fee for review of plans for paving and drainage..... \$1,000.00

VI. FINAL PLAT Final Plat fee to be paid at the time the Final Plat is submitted for review:

A. Fees for Final Plat (concurrency fee of 6.00% does not apply)

10 sites or less..... \$2,000.00

11 to 100 sites..... \$2,000.00

plus \$150.00 per site in excess of ten sites

101 or more sites.. \$15,500.00

plus \$120.00 with a maximum fee of \$25,000.00

B. Fee for reverting any previously recorded plat..... \$2,000.00

VI. RIGHT-OF-DEDICATION, ROAD CLOSING AND RELEASE OF RESERVATION

A. Fee for Right-of-WAY dedication..... \$300.00

B. Fee for release of reservation \$300.00

C. Road closing Petition

1. Fee for road closing process..... \$800.00

2. Fee for road closing petition processing will be 10% of the per square foot ad valorem tax assessed ;and value of the tax assessed land value of the property adjacent to the right-of-way being closed, or a fee of \$1,200.00, whichever it is greater. This fee may be waived by the City Council whenever it is deemed that it is in the best interest of the Public to do so. This fee does not apply where the road petition is required for approval of a new subdivision plat which the roads being closed are being replaced by other right-of-way dedicated by the said plat.

VII. PUBLIC WORKS ZONING HEARING REVIEW (FEE REQUIRED WHEN ZONING HEARING APPLICATION OR REVISION ARE SUBMITTED)

A. Fee to accompanying application for Zoning Hearing..... \$250.00

B. Fee to accompanying revise..... \$200.00

VIII. DECORATIVE WALL AND ENTRANCE FEATURE REVIEW

A. Fee to accompany Decorative Wall Plans for review..... \$200.00

B. Fee to accompany Entrance Feature Plans for review..... \$200.00

IX. BONDING (Fee required when bonding documentation is submitted)

A. Initial submittal and review of Agreement and Letter of Credit \$200.00

B. Review of corrected bonding documentation..... \$50.00

C. Processing the reduction of bond amount..... \$100.00

X. RESEARCH

A. Request for Land Development records must be submitted in writing with the minimum research hourly fee.

Minimum fee covering the first hour of research..... \$40.00

Additional research fee for each additional half hour..... \$20.00

Note: Additional fees assessed by D.E.R.M., pursuant to their fee schedule have been included and are indicated by an asterisk* Rev. - 10/01/2006

Planning and Zoning Fees for Building Permit Review

Fee Code	Fee Description	Fee
BDZREV	Plan Revisions A fee of \$51.50 per hour for a minimum of one (1) hour will be applied for revisions.	\$51.50/hour, minimum one (1) hour.
IDENTIFIED IN EACH FEE DEFINITION	"Up-Front" Processing Fee 30 % of zoning permit fee	30 % of zoning permit fee
BDZEXP	Expedite Building Plan Review	
	Residential	\$220.80 (first four hours)
		\$ 55.20 (each additional hour)
	Commercial	\$470.40 (first four hours)
		\$117.60 (each additional hour)
ze70	Renewal of expired or abandoned plans in review shall be 50% of the original fee.	50% of original fee
	Minimum Fee for Building Permit shall be applicable to all items in this section except as otherwise specified. (With the exception of fees associated with windows, trusses, doors, skylights and all required shop drawings which are already included in the basic building permit fee, this minimum fee does not apply to add-on building permit fees issued as supplementary to current outstanding permits for the same job.)	\$25.00
BDZRES	NEW BUILDINGS AND/OR ADDITIONS – RESIDENTIAL	
	a. 0 – 300 S/F	\$30.00
	b. 301 – 650 S/F	\$60.00
	c. 651 – above (per sq. ft.)	\$0.10
d. Shade Houses (per sq. ft.)	\$0.01	
BDZRES	Alterations or repairs to Single Family Residence or Duplex per \$1.00 of estimated cost or fractional part	\$0.014
BDZSHE	Sheds Prefabricated utility shed with slab (max 100 sq. ft of floor area)	\$25.00
BDZCOM	New Construction All others not single family residence. Other than as specified herein: (Water Towers, Pylons, Bulk Storage-Tank Foundations, Unusual Limited-use buildings, marquees, and similar construction) For each \$1,000 of estimated cost or fractional part	\$2.64
BDZCOM	Alterations and Repairs to Building All others not single family residence. Paving/Restriping/ Resurfacing/Seal Coating, and other Structures For each \$100 of estimated cost or fractional part	\$0.39
BDZTEN	Tents (per tent)	\$70.00
BDZTRA	Mobile Homes – Temporary Buildings – Trailers Each installation	\$70.00
BDZNEW	Structures of unusual size or nature as arenas, stadiums and water and sewer plants the fee shall be based on ½ of 1% of the estimated construction cost	\$.005
BDZMOV	Moving Buildings For each 100 sq. ft. or fractional part thereof (does not include cost of new foundation or repairs to buildings or structure)	\$2.94
BDSL A	Slabs (each installation)	\$51.50
BDZFEN	Fences (Chain Link/Wood)	
	a. 0 – 500 linear ft	\$51.50
	b. Each additional 500 linear ft.	\$51.50
BDZMAS	Masonry Walls – Ornamental Iron (each linear ft)	\$0.35
BDZPOO	Swimming Pools, Spas, and Hot Tubs (each installation or repair)	\$51.50
BDZTEN	Temporary Platforms and Temporary Bleachers to be used for public assembly (each installation)	\$51.50
BDZAWN	Screen Enclosure, Awnings & Canopies: (each installation)	\$51.50
BDZSIG	Sign Permit Fees	\$51.50
	a. Per sign	
	b. Signs-non-illuminated painted wall signs and balloons (per sign)	
	c. Illuminated signs under electrical permits (per sign)	
	d. Annual Renewal of Class C signs on or before October 1st of each year (per sign)	
ZR44	Satellite Dish: All trades each	\$51.50
ZIPBD	Zoning Improvement Permit (ZIP) – pools (above ground over 24" deep, agricultural/farm building, canopy carports, screen enclosure, awnings, chickee huts, fences, masonry walls – ornamental iron fence, decorative garden-type water, parking lot refurbishing - resurfacing, re-striping or seal coating, and paving and drainage of existing parking lots, portable mini-storage unit, donation bins, recycling bins, mobile medical and professional units, anchoring, mooring, docking or storage of a houseboat, painted wall sign, balloon sign, stick on fabric letters	\$51.50

Planning and Zoning Fees - Adopted 4-13-11		
Code Abbrev.	Fee Description	Fee
Zfee	Standard Letters including but not limited to Zoning Verification, Plat letters, and other similar verification letters.	\$288.00
Zfee	Group Home Inspection	\$288.00
Zspec	Special Letter/Research Request Base Fee including Alcoholic Beverage Approval Form, Concurrency Letters, and similar requests and research	\$288.00
z000	Special Request Additional Fees: Hourly salary by employee, plus expenses, plus a multiplier of 3.0 to cover availability such as building	Varies
Zgrphm	Group Home/Community Residential Home Letter	\$384.00
zgh01 thru 04	Request for Group Home Extension/Renewal of Approval	\$230.00
PUBLIC HEARING, ADMINISTRATIVE VARIANCE OR WAIVER, APPLICATION FEES		
PUBLIC HEARING FEES APPLICABLE TO:	SINGLE FAMILY, DUPLEX AND TOWNHOUSE:	
z983	PH Non-Use Variance Public Hearings for Single Family Residential/One Lot Residential	\$1,600.00
z984	PH Non-Use Variance Resulting from Violation for Single Family Residential/One Lot Residential	\$1,900.00
Z999	Mailed Notice for Single-Family/ One Lot Residential Non-Use Variance	\$250.00
z220	Administrative Variances or Waivers; Dimensional requirements - Single family, duplex, townhouse.	\$700.00
PUBLIC HEARING FEES APPLICABLE TO:	MULTIPLE FAMILY RESIDENTIAL, OFFICE, COMMERCIAL, INDUSTRIAL AND OTHER NON-RESIDENTIAL USES	
Z100	Basic Fee for Processing Public Hearings for Multiple Family Residential and other Non-Residential Uses	\$2,304.00
Z101	Basic Processing Fee for Public Hearing with Violation for Multiple Family Residential and other Non-Residential Uses:	\$4,608.00
Z104	Zone Change from any zone to Single Family or Duplex	\$2,848.00
Z114	Zone Change to Multiple Family or Office Zoning	\$8,768.00
Z134	Zone Change to Commercial/Business Zoning	\$13,152.00

Planning and Zoning Fees (Con't)

Code Abbrev.	Fee Description	Fee
Z144	Zone Change to Industrial Zoning	\$13,152.00
Z124	Zone Change to Planning Development	\$15,797.00
z974	Special Exception Use- Residential	\$5,536.00
Z974NR	Special Exception Use- Nonresidential / Commercial / Industrial	\$15,072.00
z116	Public Hearing - Revisions to Plans	\$2,826.50
z117	Public Hearing - Revision to Plans if submitted 30 days or less prior to hearing	\$5,511.50
z975	Modify/Delete Condition or Stipulation	\$4,160.00
z977	Site Plan Review (SPR) for Residential Development (Not applicable to One Lot Single Family Dwelling, Duplex or Townhouse)	\$3,210.50
Z978	a. SPR Resident Property Size -Per 10 Acres Or Portion Thereof	\$1,152.00
Z979	b. SPR Residential - # Of Units - Per 15 Units Or Portion Thereof	\$768.00
Z980	Basic Fee for Public Hearing for Commercial /Industrial /Nonresidential	\$4,565.00
z981	a. PH Commercial/Industrial/Nonresidential Property Size - Per 10 acres or portion thereof	\$1,536.00
z982	b. PH Commercial/Industrial/Nonresidential Size of Building - Per 5,000 sq. ft. or portion thereof.	\$768.00
z985	Public Hearings For Private Schools, ACLF, Nursing Homes, Convalescent Homes and Places of Public Assembly	\$5,760.00
z986	Result of Violation for Public Hearings For Private Schools, ACLF, Nursing Homes, Convalescent Homes and Places of Public Assembly	\$8,224.00
z999	Mailed Notice Requiring Radius of Five Hundred (500) Feet	\$2,700.00
Z2999	Mailed Notice Requiring Radius of One Half (½) Mile	\$4,200.00
	Revision of Legal Description - Public Hearing Applications	\$2,464.00
ZPHDEF	Public hearing application that is deferred or remanded: Cost of advertisement plus \$300	\$667.00
ADMINISTRATIVE VARIANCES OR WAIVERS		
z223	AV - Variances or Waivers; multi-family, non-residential	\$3,072.00
z224	AV - all other requests	\$1,536.00
z 221	AV - If Result of Violation	Double Fee
z202	AV - Appeal of an AV Decision	\$1,920.00
VESTED RIGHTS AND CERTIFICATE OF NON CONFORMITY		

Planning and Zoning Fees (Con't)

Code Abbrev.	Fee Description	Fee
zvest1	Vested Rights Determination - Residential Uses (Single Family or Duplex Lot, Townhouse)	\$1,500.00
zvest2	Vested Rights Determination - Nonresidential/Mixed Use/Multifamily/Residential Subdivision	\$4,224.00
znon1	Certificate of Non-Conformity - Residential Uses (Single Family or Duplex Lot, Townhouse)	\$1,500.00
znon2	Certificate of Non-Conformity - Nonresidential/Mixed Uses/Multifamily/Residential Subdivisions	\$4,224.00
SUBSTANTIAL COMPLIANCE/MODIFICATION		
z410	Substantial Compliance. - Residential Fee (Single Family or Duplex Lot, Townhouse)	\$1,500.00
z411	Substantial Compliance - Commercial / Industrial / Office / Nonresidential/Multifamily/Residential Subdivision	\$3,840.00
z412	Substantial Compliance Plan Revisions	\$1,152.00
z500	Appeals of Substantial compliance determination to the City Council	\$2,304.00
Z501	Additional fee for Site Plan Modifications	\$2,304.00
Z505	Administrative Modification	\$2,304.00
SITE PLAN REVIEW		
z703	Basic Fee for Multiple Unit Residential Site Plan Review (Does not apply to single family residence, duplex or townhouse)	\$1,920.00
z704	a. SPR Residential Property Size - Per 10 acres or portion thereof	\$768.00
z705	b. SPR Residential # of units - Per 15 units or portion thereof.	\$768.00
z706	c. SPR Revision to Residential Plans	\$1,920.00
z707	SPR Commercial/Industrial/Nonresidential Basic Fee	\$3,840.00
z708	SPR Commercial/Industrial/Nonresidential Property Size - Per 10 acres or portion thereof	\$1,536.00
z709	SPR Commercial/Industrial/Nonresidential Size of Building - Per 5,000 sq. ft. or portion thereof.	\$384.00
z711	SPR Projects Plan Revisions - Commercial/Industrial/Nonresidential	\$1,536.00
z800	SPR-Lake Excavation Basic Fee	\$1,920.00
z801	SPR-Lake Excavation Size of Property - Per 10 acres or portion thereof of water surface area.	\$768.00
z987	Lake Excavation Hearing	\$2,304.00
z988	Violation-Lake Excavation	\$3,840.00
z989	Lake Excavation-Site Plan Review	\$1,920.00

Planning and Zoning Fees (Con't)

Code Abbrev.	Fee Description	Fee
z990	Lake Excavation - Size Of Lake - Per 10 Acres Or Portion Thereof	\$768.00
z510	SPR Lake Excavation Plan or Revisions	\$1,152.00
LANDSCAPE AND TREES		
ZLSP01	Landscape Plan Approval - Single Family and Duplex, Townhouse, Single Lot Residential	\$50.00
ZLSP04	Landscape Plan Approval - Commercial, Industrial, Other Nonresidential, Multi-Family, Residential Subdivision	\$3,413.00
ZLSP06	Landscape Plan Revision	\$384.00
ZTSFD	Tree Removal Permit - Single Family Residential when DERM permit required	\$50.00
ZTSFBI	Tree Removal, Single Family Residential - Before Inspection: \$63 appl. + \$35* insp. = \$98	\$98.00
ZTSFAI	Tree Removal, Single Family Residential - After Inspection: \$35* appl. + \$12/tree up to a max of \$320	Varies
ZTMFBI	Tree Removal, Multi-family Residential - Before Inspection: \$80 appl. + \$35* insp. = \$115	Varies
ZTMFAI	Tree Removal, Multi-family Residential - After Inspection: \$35 appl. + \$12/tree up to a max of \$395/(acre)(canopy)	Varies
ZTOBI	Tree Removal, Business / Commercial /Industrial /Nonresidential - Before inspection: \$105 appl. + \$35* insp. = \$140	Varies
ZTOAI	Tree Removal, Business / Commercial /Industrial /Nonresidential - After inspection \$35*insp. + \$12//tree up to max of \$395/(acre)(canopy)	Varies
ZROWBI	Swale / Right-of-Way (By Public Works Department) - Before Inspection \$28 appl. + \$35* insp. = \$63	\$63.00
ZROWAI	Swale / Right-of-Way (By Public Works Department) - After Inspection: \$35 insp. + \$6/tree up to max of \$265/(acre)(canopy)	Varies
ZTRIF	Tree Removal Inspection Fees are based on removal of less than 20 trees. The fee may be raised as follows: 20-100 trees: \$65; 100-200 trees: \$130; More than 200 trees: \$265	Varies
ZTTFPT	Tree Trust Fund per tree, Minimum of \$200.00	\$400.00
ZTFEST	(Or) the estimated cost of the tree(s), if greater than \$200: varies based on tree cost.	Varies
LANDSCAPE PLANS AND INSTALLATION AMORTIZED PER LANDSCAPE REGULATIONS		
Discount for all landscape related planning and building fees per the following percentages:		
	Applications made between March 1, 2011 and March 1, 2012	80%

Planning and Zoning Fees (Con't)

Code Abbrev.	Fee Description	Fee
	Applications made between March 2, 2012 and April 6, 2012	60%
	Applications made between April 7, 2012 and April 6, 2013	40%
	Applications made between April 7, 2013 and April 6, 2014	20%
	Applications made between April 7, 2014 and April 6, 2015	10%
	Applications made after April 7, 2015	No discount
INSPECTIONS, GENERAL AND EXTRA		
ZEXINS	Unless otherwise provided, each inspection by the Planning and Zoning Department shall include but not be limited to the following fee: Extra inspection, wrong address given, corrections not made or completed at time specified, failure to provide access to property, inspection card not clearly visible: \$90.00	\$192.00
ZINSOV	Inspections for expedited service or requiring overtime, per hour, minimum 2 hours	\$192.00
	Nonrefundable Application Fee for Selected Permits such as: Temporary Signs, Tree Removal, Group Homes/CRH	\$96.00
CHARGES FOR CONSULTING SERVICES		
	Per City Ordinance 2003-13, charges incurred by the City for consultants that may be necessary for any zoning application, site plan review, plat/subdivision review or inspection, construction project, site inspection, including but not limited to engineering, architectural, planning, legal, technical, environmental or other similar or related professional services shall be paid by the applicant in addition to any other application fees or charges. Applicant shall the City up front for the estimated cost of such consultant or professional services.	Varies by scope of services
SIGNS		
zsgn01	Sign Plan Single Use	\$250.00
zsgn02	Modification Sign Plan Single Use	\$100.00
zsgn03	Multi-Use / Multi-Tenant (less than 200 ft frontage)	\$500.00
zsgn04	Multi-Use / Multi-Tenant (greater than 200 ft frontage)	\$750.00
zsgn05	Modification of Sign Plan (Multi-Use)	\$250.00
zsgn06	Administrative Variance for Sign Plan	\$750.00
zsgn07	Entrance Feature Sign	\$750.00

Planning and Zoning Fees (Con't)

Code Abbrev.	Fee Description	Fee
zsgn08	Window Sign Permit (per tenant)	\$50.00
Temporary Signs Requiring a Permit		
zsgn09	Construction - Typical	\$50.00
zsgn10	Temporary Construction Fence Sign	\$150.00
zsgn11	Real Estate (Non-Residential)	\$50.00
zsgn12	Miscellaneous (to be applied by Director)	\$150.00
zsgn13	Fees Resulting from Violation	Double Permit Fee
zsgn19	Banner Sign	\$50.00
zsgn20	Costume/Mascot/Figurine Signs	\$50.00
zsgn21	Balloon or Spotlight search light sign	\$100.00
National Event Signs on Private Property		
zsgn14	1. Minimum fee for signs 40 sq. ft. or less	\$1,000.00
zsgn15	2. Minimum fee for signs greater than 40 sq. ft.	\$4,000.00
zsgn16	3. Per Square Foot above minimum fee	\$10.00
National Event Signs on Public and/or Public Rights-of-Way		
Existing	1. Minimum fee	\$250.00
Existing	2. Per Square Foot above minimum fee	\$10.00
Sign Variances		
z997	Non-Use Variance - Signs	\$1,800.00
Part of Z997	Non-Use Variance - Signs, Additional Fee Per Sign	\$250.00
z998	Result Of Violation - Non-Use Variances-Signs	\$3,000.00
SIGNS AMORTIZED PER SIGN REGULATIONS		
Discount for all building and planning fees per the following percentages:		
	Applications made between February 13, 2010 and February 12, 2011	40%
	Applications made between February 13, 2011 and February 12, 2012	20%
	Applications made between February 13, 2012 and February 12, 2013	10%
	Applications made after February 13, 2013	No discount
COMPREHENSIVE DEVELOPMENT MASTER PLAN (CDMP)		
zlp01	1. Future Land Use Plan Map Amendment By Gross Acres	
	Up to 5.0	\$12,000.00
	5.1 - 10.0	\$22,000.00
	10.1 - 20.0	\$43,000.00
	20.1 - 40.0	\$65,000.00
	40.1 - 80.0	\$86,000.00
	80.1 - and above	\$103,000.00
zlp02	2. Other Revision of the Future Land Use Plan (FLUP) Text: Each issue-proposal (per paragraph)	\$18,000.00
zlp03	3. Environmental/Historical or other CDMP Map: Each issue/item including associated text	\$18,000.00

Planning and Zoning Fees (Con't)

Code Abbrev.	Fee Description	Fee
zlup04	4. Covenant revisions and other changes amending land uses relating to specific land parcels	\$18,000.00
zlup05	Transportation Element	\$18,000.00
zlup09	Capital Improvements Elements (CIE) - Each proposed project line item	\$18,000.00
zlup10	Capital Improvements Elements (CIE) - Urban Infill or Concurrency Exception Area Maps	\$52,000.00
zlup11	1. All Elements - Each Level of Service (LOS) Standard - addressing goal, objective, policy, or map	\$52,000.00
zlup12	2. All Elements - Each Non LOS Standard - addressing goal, objective or policy	\$20,000.00
zlup13	3. All Elements - Each monitoring measures item	\$11,000.00
zlup14	4. All Elements - Each other text change proposal item (up to 5 sentences)	\$18,000.00
zlup15	5. All Elements - Each other map change proposal or item	\$18,000.00
zlup16	6. All Elements - One or more non-Land Use Plan Map amendment proposals	\$35,000.00
DEVELOPMENT REVIEW COMMITTEE (DRC) AND OTHER FEES		
Zcdd	Community Development District Fee	\$15,000.00
mp29	DRC - Pre-application Conference Review Fee	\$2,197.00
z_____	Administrative release, modification, revision of condition of development order approval	\$1,696.00
ze030	Development Order	\$10,581.00
Ze030	DRI - Development of Regional Impact Development Order or Related Review	\$25,908.00
	Other/Miscellaneous - Minor	\$384.00
	Other/Miscellaneous - Major	\$2,304.00
PLATTING AND SUBDIVISION		
zplt02	Tentative Plat Application Base Fee	\$4,474.50
zplt03	Surveyor Review Fee	\$1,920.00
zplt04	Additional fee for each site over 6 sites/lots/tracts	\$76.80
zplt05	Resubmission of Tentative Plat	\$1,920.00
zplt06	Resubmission of Tentative Plat with New Owner, no other revision	\$1,536.00
zplt07	Resubmission of Tentative Plat due to non-compliance	\$1,920.00
zplt08	Request for Extension of Tentative Plat: Prior to Expiration	\$1,920.00
zplt09	Request for Extension of Tentative Plat: After Expiration	\$3,840.00
zplt10	Waiver of Plat Application Base Fee	\$2,688.00
zplt11	Waiver of Plat Revision to change parcels at owner's request (same or new owner)	\$768.00

Planning and Zoning Fees (Con't)

Code Abbrev.	Fee Description	Fee
zplt12	Waiver of Plat change of owner, no other revisions	\$768.00
zplt13	Resubmission of Waiver of Plat due to non-compliance with staff/DRC recommendations	\$1,152.00
zplt14	Waiver of subdivision code requirements, additional fee for review of Tentative Plat or Waiver of Plat which includes a request to waive subdivision	\$768.00
zplt15	Waiver of subdivision code requirements, additional fee for request to waive underground requirements	\$384.00
zplt16	Waiver of subdivision, fee for correspondence answering inquiries	\$384.00
zplt17	Final Plat Base Fee, ten sites/tracts/lots or less	\$3,840.00
zplt18	Final Plat for more than ten sites/tracts/lots: Base Fee Plus \$150 per site in excess of 10 sites/tracts/lots	\$150.00
zplt19	Road Vacation, Dedication or Easement by Resolution	\$3,456.00
zplt20	Bonding: initial submittal and review of Agreement/Letter of Credit	\$1,786.50
zplt21	Bonding: review of corrected bonding documentation	\$645.25
zplt22	Bonding: processing the reduction or release of bond amount	\$1,402.50
COMMERCIAL VEHICLE PARKING		
ZCVP01	Commercial Vehicle Parking Permit for Single Family, Duplex, Townhouse, Apartment per vehicle, up to 2	\$25.00
Part of ZCVP01	Annual Renewal of Commercial Vehicle Parking Permit for Single Family, Duplex, Townhouse, Apartment per vehicle, up to 2	\$25.00
Part of ZCVP01	Commercial Vehicle Parking Permit for Industrially Zoned Properties	\$250.00
Part of ZCVP01	Annual Renewal of Commercial Vehicle Parking Permit for Industrially Zoned Properties	\$250.00
Planning and Zoning Fees for Building Permit Review		
BDZREV	PLAN REVISIONS: A fee of \$51.50 per hour for a minimum of one (1) hour will be applied for revisions.	\$51.50
IDENTIFIED IN EACH FEE DEFINITION	Up-Front Processing Fee: 30% of zoning permit fee	30 % of zoning permit fee
BDZEXP	Expedite Building Plan Review	
BDZEXP	Residential: \$220.80 (first four hours)	\$220.80
BDZEXP	Residential: \$ 55.20 (each additional hour)	\$55.20

Planning and Zoning Fees (Con't)

Code Abbrev.	Fee Description	Fee
BDZEXP	Commercial: \$470.40 (first four hours)	\$470.40
BDZEXP	Commercial: \$117.60 (each additional hour)	\$117.60
ze70	Renewal of expired or abandoned plans in review shall be 50% of the original fee.	50% of original fee
ze70	Minimum Fee for Building Permit shall be applicable to all items in this section except as otherwise specified. (With the exception of fees associated with windows, trusses, doors, skylights and all required shop drawings which are already included in the basic building permit fee, this minimum fee does not apply to add-on building permit fees issued as supplementary to current outstanding permits for the same job.)	\$25.00
BDZRES	NEW BUILDINGS AND/OR ADDITIONS - RESIDENTIAL	
BDZRES	0 - 300 S/F	\$30.00
BDZRES	301 - 650 S/F	\$60.00
BDZRES	651 - above (per sq. ft.)	\$0.10
BDZRES	Shade Houses (per sq. ft.)	\$0.01
BDZRES	Alterations or repairs to Single Family Residence or Duplex per \$1.00 of estimated cost or fractional part	\$0.014
BDZSHE	Sheds - Prefabricated utility shed with slab: (max 100 sq. ft. of floor area)	\$25.00
BDZCOM	New Construction: All others not single family residence. Other than as specified herein: (Water Towers, Pylons, Bulk Storage-Tank Foundations, Unusual Limited-use buildings, marquees, and similar construction) For each \$1,000 of estimated cost or fractional part	\$2.64
BDZCOM	Alterations and Repairs to Building: All others not single family residence. Paving/Restriping/ Resurfacing/ Seal Coating, and other Structures For each \$100 of estimated cost or fractional part	\$0.39
BDZTEN	Tents (per tent)	\$70.00
BDZTRA	Mobile Homes - Temporary Buildings - Trailers: Each installation	\$70.00
BDZNEW	Structures of unusual size or nature as arenas, stadiums and water and sewer plants the fee shall be based on ½ of 1% of the estimated construction cost	\$0.005
BDZMOV	Moving Buildings: For each 100 sq. ft. or fractional part	\$2.94
BDSL	Slabs (each installation)	\$51.50
BDZFEN	Fences (Chain link/Wood) 0 - 500 linear ft	\$51.50
BDZFEN	Fences (Chain Link/Wood) Each additional 500 linear ft.	\$51.50

Planning and Zoning Fees (Con't)

Code Abbrev.	Fee Description	Fee
BDZMAS	Masonry Wall - Ornamental Iron (each linear ft)	\$0.35
BDZPOO	Swimming Pools, Spas, and Hot Tubs (each installation or repair)	\$51.50
BDZTEN	Temporary Platforms and Temporary Bleachers to be used for public assembly (each installation)	\$51.50
BDZAWN	Screen Enclosure, Awnings & Canopies (each installation)	\$51.50
BDZSIG	Sign Permit Fees	
BDZSIG	Per sign	\$51.50
BDZSIG	Signs-non-illuminated painted wall signs and balloons (per sign)	\$51.50
BDZSIG	Illuminated signs under electrical permits (per sign)	\$51.50
BDZSIG	Annual Renewal of Class C signs on or before October 1st of each year (per sign)	\$51.50
ZR44	Satellite Dish: All trades each	\$51.50
ZIPBD	Zoning Improvement Permit (ZIP) - pools (above ground over 24" deep, agricultural/farm building, canopy carports, screen enclosure, awnings, chickee huts, fences, masonry walls - ornamental iron fence, decorative garden-type water, parking lot refurbishing - resurfacing, re-striping or seal coating, and paving and drainage of existing parking lots, portable mini-storage unit, donation bins, recycling bins, mobile medical and professional units, anchoring, mooring, docking or storage of a houseboat, painted wall sign, balloon sign, stick on fabric letters	\$51.50

Community Development District Fees

Revenue Description

Periodically, a developer request that the City establish a Community Development District pursuant to Florida Statutes §190.05(1). The City charges a fee to review the application. Once operational, the City charges a yearly monitoring fee.

Legal Basis for Revenue

Florida Statutes §166.231, §190.05(b)(1) and (2)
 City of Miami Gardens Charter Article 4, Sections 4.11 and 4.9 & Article 8, Sections 8.3 & 8.4
 City of Miami Garden Ordinance 2004-16-32
 City of Miami Garden Ordinance 2006-03-349

Special Requirements

None.

Fund/Account Number

Development Services Fund
 15-00-00-329-400-00

Use of Revenue

Development Services Fund, unrestricted.

Method/Frequency of Payment

Occasional. No set frequency.

Basis for Budget Estimate

Estimate, if any, is based on prior knowledge of a developer request.

Collection History

<i>Fiscal Year</i>	<i>Amount</i>	<i>% increase/ (Decrease)</i>
FY 06	\$0	
FY 07	\$0	
FY 08	\$4,490	
FY 09	\$4,810	7.1%
FY 10	\$5,680	18.09%
FY 11	\$5,730	0.88%
FY 12	\$0	(100.00%)
FY 13*	\$0	0.00%
FY 14**	\$0	0.00%

*Estimated
 ** Budgeted

Discussion

Occasionally, a developer will request the establishment of a special purpose government pursuant to Florida Statutes §190.05(1). The City's planning department reviews the applications and makes a recommendation to the City Council. The City Council, in turn, makes a recommendation to the Board of County Commissioners. Final approval lies with the BCC. Currently the City has three CDD's (plus one in approval stages as of

10/1/07); however, one was approved prior to the City instituting the fee.

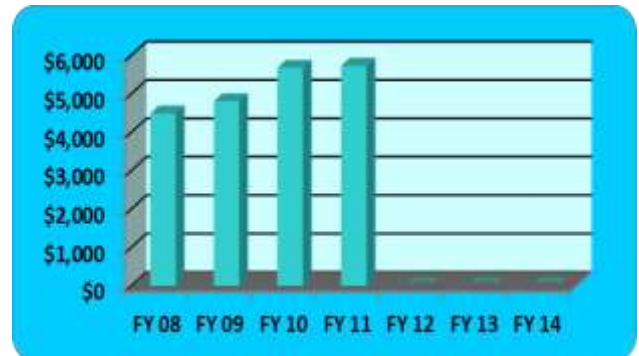
While Community Developments are a special purpose government, most of its activity impacts the City. Often these districts are responsible for road, utility and drainage maintenance. These system feed into the City's systems. Also, when the District has completed paying for these infrastructure improvements, they generally become the property of the City. The City must monitor the District's maintenance activity to ensure that when these assets become the City's, they will be transferred in good condition. Additionally, the city receives numerous calls from the residents in these districts complaining about the infrastructure. These calls must be checked and routed to the District for correction where appropriate.

Fee Schedule

District Application Fee (all sizes) \$15,000
 Districts Monitoring Fee (all sizes) \$1,000 or
 \$100 per unit per year, whichever is

Greater

History of Community Development District Application Fee



Building Fees

Revenue Description

The City's Building Department assesses various fees for its services. These fees are designed to recover the cost of processing and inspecting various land development and construction related activities.

Legal Basis for Revenue

Florida Statutes §166.231
 Miami Dade County Code Sec. 8CC-10.
 City of Miami Gardens Charter Article 4, Section 4.9 & Article 8, Sections 8.3

Special Requirements

None.

Fund/Account Number

Development Services Fund
 15-00-00-322-002-00

Use of Revenue

Development Services Fund, unrestricted.

Method/Frequency of Payment

Revenue is collected upon application for a permit or other requested activity.

Basis for Budget Estimate

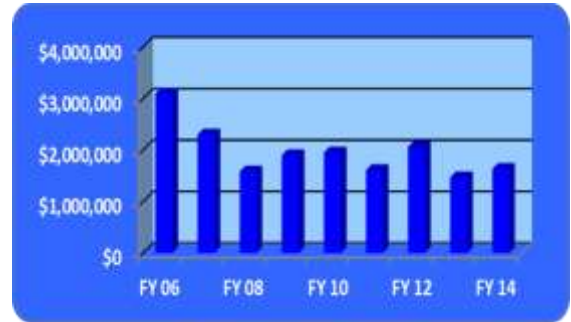
Estimate for budgeting purposes is made by the City staff based on historical collections and trend analysis.

Collection History

<i>Fiscal Year</i>	<i>Amount</i>	<i>% increase/ (Decrease)</i>
FY 06	\$3,104,349	
FY 07	\$2,307,262	(25.68%)
FY 08	\$1,586,615	(31.23%)
FY 09	\$1,904,818	20.06%
FY 10	\$1,956,892	2.73%
FY 11	\$1,615,243	(17.46%)
FY 12	\$2,069,911	28.15%
FY 13*	\$1,476,000	(28.69%)
FY 14**	\$1,638,500	11.01%

* Estimated
** Budgeted

History of Building Permit Revenue to the Development Services Fund



Discussion

Prior to FY-05, all building permit activity was handled by Miami-Dade County. In FY-05, the City established its own department; however, the City retained the County fee schedule. FY-06 saw significant development activity which is reflected in the revenues; however, with the development bust in FY-07, revenues declined significantly and have remained low. This has resulted in the General Fund having to subsidize the Fund by over \$1 million in FY-08; \$1.8 million in FY-09; and \$1.2 million in FY-10. FY-11 is expected to be some \$600k short. FY 12 increases is attributed to the issuance of permits of the City Hall Project.

**FEES
Table of Contents**

A. GENERAL INFORMATION SPECIAL FEES, REFUNDS, ETC.:

1.	ADMINSTRATIVE FEES	394
2.	ANNUAL FACILITY PERMIT FEES	394
3.	CHANGE OF ACRHITECT, CONTRACTOR AND/OR ENGINEER	395
4.	DEPARTMENTAL PUBLIC RECORDS DUPLICATION	395
5.	DOUBLE FEES	395
6.	INSPECTION AND PLAN REVIEWS	396
7.	LOST PERMIT CARD	398
8.	LOST PLANS FEE	398
9.	MIAMI DADE COUNTY PERMIT CLOSURES	398
10.	PERMIT CANCELLATION	399
11.	PERMIT EXTENSIONS	399
12.	PERMIT RENEWALS	400
13.	RECERTIFICATION PROGRAM	400
14.	REVISIONS AND SHOP DRAWINGS	400

15.	SOIL IMPROVEMENT AND LAND CLEARING	400
16.	SPECIAL PROJECT	401
17.	STRUCTURAL GLAZING SYSTEM RE-CERTIFICATION FEE	401
B.	BUILDING PERMIT FEES	401
C.	CERTIFICATE OF OCCUPANCY FEES.....	405
D.	ELECTRICAL PERMIT FEES.....	406
E.	FLOOD PLAIN MANAGEMENT FEES	410
F.	IMPACT FEES.....	412
G.	MECHANICAL PERMIT FEES	413
H.	MIAMI DADE COUNTY CODE COMPLIANCE FEES.....	416
I.	PLUMBING PERMIT FEES	416
J.	PUBLIC WORKS PLAN REVIEW FEES	423
K.	STATE OF FLORIDA SURCHARGE FEE	423
L.	TECHNOLOGY AND TRAINING FEES.....	423
M.	UNSAFE STRUCTURES	423
N.	ZONING PLAN REVIEW FEES.....	425

A. General Information

1. Amendments to the Building Services Division Permit Fee Schedule

Per building permit fee shall be increased annually by 5% effective October 1 of per year.

2. Effective Date

This fee schedule shall be effective October 1, 2011.

3. Exemptions for Permits

a. Exemptions from Building Permits but requiring a (ZIP) Zoning Improvement Permit

Certain buildings, structures, improvements, and installs are exempted by the Florida Building Code from building permit issuance, but must otherwise comply with the minimum of this section. Therefore, such building structures, improvements, and installs shall be subject to review under the Zoning Improvements Permits (ZIP) standards contained in this section, as well as the regulations of the underlying zoning district.

The following buildings, structures, improvements, and installs shall require a ZIP from the Department of Planning and Zoning:

1. Above ground pools that contain water less than twenty-four (24) inches deep;
2. Agricultural/farm buildings and non-habitable structures on bona fide farms;
3. Canopy carports, canopies and other fabric covered framework installed on residential properties;
4. Chickee huts constructed by Miccosukee or Seminole Indians;
5. Picket fences, ornamental iron fences and other fences installed on residential property that are deemed non-wind resistant; provided, however, any pool safety barrier fence and any fence with concrete columns *shall require a building permit*;
6. Decorative reflective pools and fishponds that contain water less than twenty-four (24) inches deep, that contain less than 250 s/f in area, and contain less than 2,250 gallons in volume;
7. Decorative garden-type water type fountains;
8. Signs – balloon type;
9. Signs – painted wall type;
10. Signs – stick on letter type;
11. Buildings and structures specifically regulated and preempted by the Federal Government;
12. Temporary buildings or sheds used exclusively for construction purposes;
13. Mobile homes used as temporary offices, except that the provisions of the Florida Building Code relating to accessibility by persons with disabilities shall apply to such mobile homes; and

14. Paving and drainage.

The Building Director shall have the authority to require a ZIP review for other buildings, structures, improvements, and installs that are newly created or come about by changes in the state or local building codes.

b. Building Permit Exemptions NOT Requiring a (ZIP) Zoning Improvement Permit

The following construction improvements do not require a building permit by the Florida Building Code, or a Zoning Improvements Permit (ZIP). However, other regulating agencies may require a permit.

1. Surfacing of floors or slabs with carpet, tile, brick, wood, Chattahoochee.
2. Kitchen cabinets, vanities or paneling install inside residential units. Any associated plumbing and electrical work may require a permit.
3. Playground equipment (swings, slides, monkey bars, basketball hoops, doghouses and pump covers) for residential use. All equipment
4. Excavation of swales and drainage holding areas above the water table and in compliance with the Department of Environmental Resources Management (DERM) regulations.
5. Ironwork for decorative purposes only (security bars and doors and railings require a permit).
6. Interior or exterior painting and roof painting (water tight coatings require a permit).

c. Mechanical Exemptions for Residential & Commercial Properties

The Florida Building Code Section 104.1 establishes the following permit exemptions for mechanical work:

1. Any portable heating appliance.
2. Any portable ventilation equipment.
3. Any portable cooling unit.
4. Any steam, hot or chilled water piping within any heating or cooling equipment regulated by this section.
5. Replacement of any part which does not alter its approval or make it unsafe.
6. Any portable evaporative cooler.
7. Any self-contained refrigeration system containing 10lbs. (4.54 kg.) or less of refrigerant and actuated by motors of 1 horsepower (746 W) or less.
8. The install, replacement, removal, or metering of any load management control device.

4. Interest Charges on Unpaid amounts due to the City of Miami Gardens Building Services Division

The City of Miami Gardens Building Department is authorized to impose an interest charge on any and all unpaid amounts which are due to the Department. This includes, without limitation, items such as past due boiler fees, 40 year recertification fees, Civil Violation fines and demolition costs. The City of Miami Gardens Building Department shall also have

the authority to charge interest as part of any settlement agreement of installment payment plan to recover fees, fines or costs as well as outstanding liens.

The interest charged shall be assessed as provided for in applicable County Code provisions or administrative orders. In all other cases, interest shall be charged from the date the amount was due and payable to the Department computed at the rate of ten percent (10%) per annum. The Department Director or designee shall have the right to waive all or any portion of the interest charged in order to ensure public safety concerns are met.

5. Time Limitations and Refunds

The fees charged pursuant to this schedule, may be refunded by the municipality subject to the following:

- a. No refund shall be made on requests involving
 1. Permit fees of one hundred dollars (\$100.00) or less; or
 2. Permits revoked by the Building Official or Director of the Building Department under authority granted by Florida Building Code, of
 3. Permits cancelled by court order, or
 4. Conditional permits; or
 5. Permits which have expired; or
 6. Permits under which work has commenced as evidenced by any recorded inspection having been made by the Building Department; or
 7. When there is a change of contractor.
- b. A full refund shall be granted to a permit holder who takes out a permit covering work outside the jurisdictional inspection area.
- c. A full refund less than one hundred dollars (\$100.00) or fifty percent (50%) of the permit fee, whichever amount is greater, rounded down to the nearest dollar shall be granted to a permit holder who requests a refund, provided:
 1. That the permit holder makes a written request prior to permit expiration date; and
 2. That the applicant's validated copy of the permit be submitted with such a request; and
 3. That no work as evidenced by any recorded inspection has commenced under such a permit.

B. Administrative Fees

- 1. Actual Cost for Projects requiring services not contemplated in the current fee structure.**

The Director, or designee, has the authority to invoice for reimbursement of actual costs on project(s) requiring services not contemplated in the current fee structure.

The invoice will consist of actual labor cost, including any and/or all fringe benefit costs the Department is legally obligated to pay. Additionally, the invoice will include any other indirect cost associated with the actual labor cost, as determined by the City of Miami Gardens Building Department's Finance Section on a yearly basis.

All of this (these) project(s) will have mutually agreed on contract(s), which will be maintained in the Finance Section. The Director will also have the ability to request a deposit amount that is mutually acceptable to the Department and company or individual that is legally responsible for the project(s). The deposit amount shall be used to offset the final invoiced project cost; if any amount is remaining, it shall be returned to the party that executed the agreement with the Department. The life span of the project(s) shall be included in the agreement.

2. Administrative Fees

Building administrative fees for Planning & Zoning processing. **\$ 10.50**

3. Annual Facility Permit Fees

In accordance with provisions of the Florida Building Code and the Miami-Dade County Code Chapter 10, per firm or organization in the City of Miami Gardens which performs its own maintenance work with certified maintenance personnel in Factory-Industrial (Group F) Facilities, as well as helpers there under, may pay to City of Miami Gardens an annual Master and Subsidiary Facility Permit (Premise Permit) - fee in lieu of other fees for maintenance work. Such fee shall be paid to the Building Department and such permit shall be renewed annually at a fee which is calculated in accordance with the provisions of this sub-section.

Prior to per Facility Permit's expiration; the holder will be sent a renewal notice to continue the Premise Permit for the next renewal period. The fee will be the same as the original Facility Permit Fee. No allowance shall be made for late renewal fees or part year renewal fees.

a.	Master Facility Permit Fee	per employee	\$ 66.15
		MINIMUM	\$ 1,252.44
b.	Subsidiary Facility Permit Fee	per employee	\$ 66.15
		MINIMUM	\$ 350.60

4. Change of Architect, Contractor and/or Engineer

Where there is a change of contractor or qualifier involving a permit, the second permit holder shall pay a fee of one hundred thirteen dollars and forty cents to cover the cost of

transferring the data from the original permit to the second permit.
per change \$ **119.07**

5. Departmental Public Records Duplication

a. Certified copies
per page \$ **1.16**

b. Double Sided copies
per page \$ **0.28**

c. Plan Reproduction from Microfilm
per sheet \$ **5.79**

d. Notary Public service
per document \$ **1.16**

e. Reproduced records
per page \$ **0.18**

6. Double Fees

a. When work for which a permit is required is commenced prior to obtaining a permit, the permit applicant will be required to pay the penalty fee, of **one hundred thirty-two dollars and thirty cents** plus 100% of the usual permit fee in addition to the required permit fee established herein. The payment of the required fee shall not relieve any person, firm, or corporation from fully complying with all of the applicable regulations and codes, nor shall it relieve them from being subject to any of the penalties. The double fee requirement shall be applicable to all sections of the Building Department noted herein.

b. For the second offense of doing work without a permit, the permit applicant shall be required to pay twice the penalty fee, **two hundred sixty-five dollars and seventy cents** plus a double permit fee. For per subsequent offense, the permit applicant shall be required to pay five times the penalty fee, **six hundred and sixty-four dollars and eighty-one cents** plus a double permit fee.

Per Offense
2 times permit fee amount
^{1st} offense penalty \$ **132.30**

2 nd offense penalty	\$	265.70
3 rd offense penalty	\$	664.81

7. Inspections and Plan Reviews

a. Additional Inspections Fees

The building permit fee entitles the permit holder to an initial and follow-up inspection for per type of mandatory inspection. All work shall be inspected and deficiencies shall be noted by the building inspector. When the work to be inspected is only partially complete, the inspection shall be performed on those portions of the work completed, provided that compliance with the applicable Building Code(s) may be determined with respect to those portions. A permit holder shall pay a fee of **eighty-two dollars and sixty-nine cents** for per added inspection required to assure compliance with the applicable Building Code(s) beyond the initial and one follow-up inspection. All additional inspection fees shall be paid by any method acceptable to the City of Miami Gardens.

per inspection	\$	82.69
----------------	----	-------

b. Consultation after regular hours of operation

Charges for customer to meet with the technical team. Outside the scheduled hours for consultation, will be at a rate of **two hundred nine dollars and forty-eight cents** 1st hour and **seventy-one dollars and sixty-six cents** for per additional and part thereof.

Permit applicants who request an alternate plan review service for an expedited review, to be completed after normal working hours, will be assessed a fee.

1 st hour	\$	71.66
per added	\$	209.48

c. Enforcement

(Applicable to all Trades) Florida Statue 553.80 Enforcement

1. Rework Fee, per review, per trade (See explanation below)

"Section 2(b) – With respect to evaluation of design professionals' documents, if a local government finds it necessary, in order to enforce compliance with the Florida Building Code and issue a permit, to reject design documents required by the code three or more times for failure to correct a code violation specifically and continuously noted in per rejection, including but not limited to, egress fire protection, structural stability, energy accessibility, lighting, ventilation, electrical, mechanical, plumbing and gas systems, or other requirements identified by rule of the Florida Building Commission adopted pursuant to Chapter 120, the local

government shall impose, per time after the third such review the plans are rejected for that code violation, a fee of four times the amount of the proportion of the permit fee attributed to plans review.”

Per Trade	1 st rework	\$	117.97
Per Trade	per added	\$	471.88

2. Re-inspection Fee
(See explanation below)

“Section 2(c) – With respect to inspections, if a local government finds it necessary, in order to enforce compliance with the Florida Building Code, to conduct any inspection after an initial inspection and one subsequent re-inspection of any project or activity for the same code violation specifically and continuously noted in per rejection, including but not limited to egress, fire protection, structural stability, energy, accessibility, lighting, ventilation, electrical, mechanical, plumbing and gas systems, or other requirements identified by rule of the Florida Building Commission adopted pursuant to Chapter 120, the local government shall impose a fee of four times the amount of the fee imposed for the initial inspection or first re-inspection, whichever is greater for per such subsequent re-inspection.”

	1 st re-inspection	\$	79.38
4 times the amount	per added	\$	317.52

d. Expedite Plan Review Service

Permit applicants who request an alternate plan review service for an expedited review, to be completed after normal working hours, will be assessed a fee.

1. Commercial

	1 ST 4 hours	\$	543.53
	per added hour	\$	135.61

2. Residential

	1 ST 4 hours	\$	254.68
	per added hour	\$	62.84

e. Furlough

Charges for construction inspections or plan review, which are requested in advance and required to be performed during furlough of technical staff, will be at a rate of **ninety-one dollar and thirty-five cents** per hour, or fraction thereof. Fees are over and above the original permit fee.

Minimum of 3 hours required.
per hour \$ **91.35**

- f. Overtime
Charges for construction inspections or plan review, which are requested in advance and require overtime, will be at a rate of ninety-one dollars and thirty-five cents per hour, or fraction thereof, and one hundred forty-seven dollars per hour, or fraction thereof, on a holiday. Fees are over and above the original permit fee.

Minimum of 3 hours required.

- 1. Holiday Overtime
per hour \$ **147.00**
- 2. Regular Overtime
per hour \$ **91.35**

8. Lost Permit Card

After a permit has been issued, if the permit inspection card has been lost, the applicant will be required to pay a charge of thirty-four dollars and eighteen cents.
per card \$ **34.18**

9. Lost Plans Fee

When a permitted set of plans for new buildings, additions, or all other types of projects are lost by the applicants, owner, contractors, or any other representatives of the projects, one dollar and ten cents recertification fee will be required to review, stamp and approve a new set of plans as a field copy. Such fee shall be assessed at the cost of reproduction plus twenty-nine dollars and thirty-seven cents administration fee.

per set of plans \$ **29.77**
per page recertification fee \$ **1.10**

10. Miami Dade County Permit Closures

- a. Renew and close per expired permit previously issued by Miami-Dade County
A fee of one hundred seventy-three dollars and nine cents shall be charged to renew and close per expired permit previously issued by Miami-Dade County. the applicant must submits to the City of Miami Gardens Building Official an affidavit from a registered architect or Engineer that satisfies the requirements of the Florida Building Code to renew and close the expired permit, and that the affidavit includes evidence that the construction was completed prior to March 1, 2002.

per closure \$ **173.09**

- b. As Built permit applications filed under Ordinance 97-107.

Where a permit has become null and void in accordance with the applicable Building Code(s), a credit of fifty percent 50% of the permit fee shall be applied to any re-application fee for a permit covering the same project.

50 % credit of original fees will be applied to new permit

c. Where no permit was obtained, in accordance with the applicable Building Code(s), the minimum permit fee for the trade shall apply to any new permit application.

1. Commercial	per closure	\$	231.53
2. Residential	per closure	\$	82.69

11. Permit Cancellation

Owner-Builders who provide a notarized affidavit attesting that a permit associated with a Miami-Dade County permit closure was issued without their knowledge or consent and the work has not been completed may request cancellation of the permit and the fee will be waived.

per cancellation	\$	79.38
------------------	----	--------------

12. Permit Extensions

A fee of seventy-six dollars and seven cents shall be paid by the permit holder who submits a written request for a permit extension as authorized under Florida Building Code.

per change	\$	76.07
------------	----	--------------

13. Permit Renewals

a. If work has commenced and where a permit has become null and void pursuant to the applicable Building Code(s), a credit of fifty percent (50%) of the permit fee shall be applied to any re-application fee for a permit covering the same project and involving the same plans, provided that the complete re-application is made within six (6) months of the expiration date of the original permit, and provided that no refund had been made as provided in this Section.

b. Where a permit has become null and void or expires pursuant to Florida Building Code, and no work, as evidenced by one recorded inspection, has been made by the department, a credit of fifty percent (50%) of the original permit fee covering the

same project and involving the same plans shall be given, provided that a complete reapplication is submitted within six (6) months of the expiration date of the original permit and provided that no refund has been made according to this section.

50 % credit of original fees will be applied to new permit

14. Recertification Program

- a. There shall be a fee of **three hundred forty-seven dollars and twenty-nine cents** per building, for every Forty Year Building re-certification program application as required under the Miami-Dade County Code Chapter 8.

1st 40 years **\$ 347.29**

- b. Per preceding Ten Year re-certification application as required under the Miami-Dade County Code Chapter 8.

per 10 years after **\$ 347.29**

- c. There shall be a fee of **fifty-seven dollars and eighty-nine cents** extension fee for every application for subsequent Ten Year re-certification program applications.

per application **\$ 57.89**

15. Revisions and Shop Drawings

A fee of **eighty-two dollars and sixty-nine cents** per trade per hour for a minimum of one (1) hour will be applied for revisions.

per trade per hour **\$ 82.69**

16. Soil Improvement and Land Clearing

Soil improvement permits are used to clear, de-muck and fill undeveloped land.

- a. Commercial

per lot **\$ 1157.63**

per sheet **\$ 5.78**

a. Residential

per acre	\$	173.65
per sheet	\$	5.78

17. Special Project

A fee equal to actual staff time and related costs shall be assessed for special projects requiring research by the Department in order to answer questions proposed by developers, attorneys, realtors, or municipalities, etc., in connection with the use, re-subdivision, and development of properties, or to determine if any existing violations are on the property through a review of Departmental work. A minimum fee shall be charged. A fee equal to **two dollars and twenty-one cents** per page shall be assessed for pre-programmed computer reports of Department records.

Staff hourly rate/Related cost

per page	\$	2.21
----------	----	------

18. Structural Glazing System Re-certification Fee

There shall be a fee of **three hundred twenty-eight dollars** fee for the initial application for structural glazing Re-certification and per subsequent application under the Miami-Dade County Code Chapter 8.

per application	\$	328.00
-----------------	----	--------

C. Building Permit Fees

1. "Up-Front" Processing Fee

(NON-REFUNDABLE)

When the building permit application is received, the applicant shall pay an "Up-Front" processing fee equal to thirty percent

30% of the total Building permit fee

2. Minimum Permit Fees

Except where otherwise indicated

a. Commercial

\$	231.53
----	--------

b. Residential

\$	82.69
----	-------

3.	Awning, Canopy and Screen Enclosure		
a.	Awnings and Attached Canopies	per	\$ 242.55
b.	Detached Canopies	per	\$ 242.55
c.	Screen Enclosures	per	\$ 242.55
4.	Chickee Huts		
	Constructed by other than Miccosukee Tribe of Indians or Seminole Tribe of Florida. <i>Fee plus electrical & plumbing when applicable.</i>		\$ 242.55
5.	Commercial Permits		
a.	New Construction and/or Additions		
	New and/or additions for Commercial includes permit fees for all trades (General Electric, Mechanical, Plumbing, "all others require a separate permit fee")	per s/f	\$ 1.80
b.	Alteration and Repairs		
	Per \$1.00 of construction value if s/f is provided, the construction value will be based on a cost of \$1.31/SF or the value provided by the permit applicant, whichever is higher. If no s/f is provided; the construction value will be based on the value provided by the permit applicant.	per s/f	\$ 0.04
6.	Demolitions of Buildings	per structure	\$ 358.31
7.	Fence and Walls		
		1 st 500 l/f	\$ 127.89
		per added 500 l/f	\$ 127.89
	Masonry and Ornamental Iron	per l/f	\$ 1.44
		MINIMUM	\$ 127.89
8.	Flag Poles		NO CHARGE

9. Gutters

\$ 82.69

10. Parking Lots

a. Per lot and/or repaving

\$ 211.68

b. Re-striping existing lot
(If applicable, Electrical and Plumbing permits are separate.)

\$ 138.92

11. Residential Permits

a. New Construction and/or Additions

New and/or additions for Single Family Residence and Duplex includes permit fees for all trades (General Electric, Mechanical, Plumbing, "all others require a separate permit fee")

1. 0 – 300 S/F

\$ 565.58

2. 301 – 650 S/F

\$ 705.60

3. 651 and above

per s/f

\$ 1.12

b. Alteration and Repairs

Per \$1.00 of construction value if s/f is provided, the construction value will be based on a cost of **\$1.31/SF** or the value provided by the permit applicant, whichever is higher. If no s/f is provided, the construction value will be based on the value provided by the permit applicant.

1. Shade Houses

per 100 s/f

\$ 0.42

2. Single Family/Duplex

per \$1.00 job value

\$ 0.064

MINIMUM

\$ 82.69

MAXIMUM

\$ 1,653.75

12. Roofing and Re-Roofing

a.	Flat or Shingle Roof	per s/f	\$	0.13
b.	Lightweight Insulating Concrete		\$	133.40
c.	Tile or Metal Roof	per s/f	\$	0.16
		MINIMUM	\$	145.53
13.	Short-Term Events by Professional Certification			
			\$	250.00
14.	Signs			
		per sign	\$	242.55
		If electrical sign, electrical per sign	\$	242.55
15.	Slabs and Driveways			
a.	Approach and Sidewalk		\$	153.25
b.	Approach ONLY		\$	82.69
c.	Asphalt Driveway		\$	82.69
d.	Cast Concrete Driveway		\$	82.69
e.	Pavers Driveway		\$	82.69
f.	Sidewalk ONLY		\$	82.69
g.	Slabs ONLY		\$	82.69

16. Swimming Pools, Spas and Hot Tubs

Install of swimming pool/spa – includes permit fees for all trades Pools, Spa, Deck, Hot tubs per install \$ 788.29

17. Temporary Platforms and Bleachers to be used for Public Assembly and Tents

a. Bleachers per install \$ 82.69

b. Platforms per install \$ 82.69

c. Tents
Electrical and Plumbing are separate permits per install \$ 213.89

18. Temporary Trailer (for Construction)

Tie Down Inspection Fee (This does not include install of meter mounts and service equipment. Separate mechanical, plumbing and related electrical permits are required). \$ 303.19

19. Windows, Doors, Sliding Glass Doors, Ornamental Iron Bars/Safety Bars and Shutters

Install and Replacement 1st install \$ 50.72
Per added install \$ 5.79

D. Certificate of Occupancy Fees

1. Certificates of Occupancy

a. Apartments, Hotels, Multiple Family Uses 2 to 50 Units \$ 121.28
51 to 100 Units \$ 185.22
101 and up Units \$ 242.55

b. Building Shell Commercial (new construction)

	per building/unit shell	\$	132.30
c.	Commercial and Industrial		
	per sq. ft. of Business Area	\$	0.07
	MINIMUM	\$	201.76
	MAXIMUM	\$	2,315.25
d.	Single Family Residence, Townhouse, Duplex and Residential Attached		
	per unit	\$	72.77
2.	Extension		
	A fee shall be paid by the Certificate holder who submits a written request for a TCO extension.	\$	76.07
3.	Temporary Certificate of Occupancy		
	50% of final CO fee for 90-day extensions per period.		
			100% final CO fee
4.	Violation – Occupancy without Certificate of Occupancy		
			2 times certificate of occupancy fee amount
	penalty	\$	578.81

E. Electrical Permit Fees

1. “Up-Front” Processing Fee

(NON-REFUNDABLE)

When the building permit application is received, the applicant shall pay an “Up-Front” processing fee equal to thirty percent

30% of the total Building permit fee

2. Minimum Electrical Permit Fees

Except where otherwise indicated

a. Commercial

\$ **231.53**

b. Residential

\$ **82.69**

3. Commercial Permits

a. New Construction and/or Additions

1. Sub Permits

NO CHARGE

2. All general electrical permit fees are included under to Master Permit the following are the exceptions:

- A. Burglar Alarms
- B. Fire Alarms
- C. Freestanding Service
- D. Temporary for Construction

b. Alteration and Repairs

Per \$1.00 of construction value if s/f is provided, the construction value will be based on a cost of **\$1.31/SF** or the value provided by the permit applicant, whichever is higher. If no s/f is provided, the construction value will be based on the value provided by the permit applicant.

per s/f \$ **0.03**

4. Feeders

a. Include feeders to panels, M.C.C switchboards, elevators, etc.

per feeder \$ **25.36**

b. Generators, Automatic Transfer Switches

per 10 KW \$ **12.68**

5. Residential Permits

a. New Construction and/or Additions

1. Sub Permits

NO CHARGE

2. All general electrical permit fees are included under to Master Permit the following are the exceptions:

- A. Burglar Alarms
- B. Fire Alarms
- C. Freestanding Service
- D. Temporary for Construction

b.	Alteration and Repairs Single Family/Duplex	per \$1. 00 job value	\$ 0.064
		MINIMUM	\$ 82.69
		MAXIMUM	\$ 1,653.75

6. Services

a.	Agricultural Service	per service	\$ 94.82
b.	Conduit	per l/f	\$ 2.87
c.	Construction Field Office Service	per service	\$ 158.76
d.	Freestanding Service	per service	\$ 94.82
e.	Ground Wiring for Screen Bonding	per install	\$ 94.82
f.	Mobile Home or RV Service	per service	\$ 94.82
g.	Permanent Service to Building	per 100 amps	\$ 9.92
h.	Reconnect Meter	per service	\$ 82.69
i.	Services or Panel Repairs	per service	\$ 82.69
j.	Temporary Service for Construction	per service	\$ 82.69

7. Systems

a.	Burglar Alarm System		
1.	Complete System	per system	\$ 166.48

2.	Repair or Addition to System	per system	\$	94.82
b.	Closed Circuit Television Systems	per system	\$	142.22
c.	Energy Management Systems			
1.	Install	per system	\$	166.48
2.	Repair	per system	\$	94.82
d.	Fire Detection System			
1.	Includes fire alarm systems, halon, etc. Does not include single 110 volt residential detectors	per system	\$	197.35
2.	Repairs and Addition to existing system	per system	\$	94.82
e.	Intercom System	per system	\$	142.22
f.	Phone and Data System	per system	\$	142.22
g.	Security System	per system	\$	142.22
h.	Smart House System	per system	\$	142.22
i.	Solar Photovoltaic System	per system	\$	142.22
j.	Vacuum System	per system	\$	82.69

8. Temporary Service Test

a.	Equipment and service (30 day limit)	per service	\$	31.97
b.	Elevator (180 day limit)	per elevator	\$	157.66
c.	Free Standing Service New meter and service - (requires processing) per service Includes lift stations, sprinkler systems, street lighting, parking lots, etc. that require new service with separate meter.	per service	\$	142.22

9. Temporary Work on Circuses, Carnivals, Fairs, Christmas Tree Lots, Fireworks, Tents, Etc.

		per ride or structure	\$	79.38
--	--	-----------------------	----	--------------

F. Flood Plain Management Fees

1. 50% Substantial Improvements

a.	Commercial		\$	200.00
b.	Residential		\$	95.00

2. Certificate of Completion

a.	Certificate		\$	55.00
b.	Flood Proofing		\$	355.00

3. Letter of Map Revision (LOMR)

a.	Single Structure		\$	275.00
----	------------------	--	----	---------------

b.	Per Added Structure		\$	20.00
4.	Miscellaneous			
a.	Commercial Variance and Appeal Preparation	per unit	\$	1,175.00
b.	Flood Zone Inquiry	per letter	\$	45.00
c.	Inspection for substantial damage/improvement	per insp.	\$	55.00
d.	Processing Public Notice/Advertisement	per process	\$	130.00
e.	Re-inspection	per insp.	\$	55.00
f.	Residential Variance and Appeal Preparation	per unit	\$	695.00
5.	Plan Review			
a.	Commercial		\$	210.00
b.	Residential		\$	90.00
6.	Processing Elevation Certificates			
a.	Elevation Certificate	per certificate	\$	45.00
b.	Tie-Beam Elevation Certificate	per certificate	\$	30.00

7. Revisions

a.	Commercial 50% of original plan review fee		\$ 100.00
b.	Residential 50% of original plan review fee		\$ 55.00

G. Impact Fees

1. Parks – General Admission

a.	Multi-Family	per unit	\$ 127.78
b.	Single Family Attached	per unit	\$ 219.80
c.	Single Family Detached	per unit	\$ 185.55

2. Parks – Improvements

a.	Multi-Family	per unit	\$ 839.00
b.	Single Family Attached	per	\$ 1,522.00
c.	Single Family Detached	per	\$ 1,267.00

3. Parks – Open Space

a.	Multi-Family	per unit	\$ 878.00
b.	Single Family Attached	per	\$ 1,403.00
c.	Single Family Detached	per	\$ 1,207.00

4. Police

a.	Non-Residential	per s/f	\$	0.285
b.	Residential	per unit	\$	410.70

H. Mechanical Permit Fees

1. "Up-Front" Processing Fee

(NON-REFUNDABLE)

When the building permit application is received, the applicant shall pay an "Up-Front" processing fee equal to thirty percent

30% of the total Building permit fee

2. Minimum Mechanical Permit Fees

Except where otherwise indicated

a.	Commercial		\$	231.53
b.	Residential		\$	82.69

3. Air Conditioning and Refrigeration

(replacement, relocation and new construction without a master permit)

a.	Drains	per drain	\$	7.28
b.	Kilowatts	per KW	\$	4.85
c.	Tonnages	per ton	\$	24.26

4. Boilers and Pressure Vessels

a. New Install and Replacement

1.	Boilers less than 837 MBTU	per	\$	121.28
2.	Boilers 837 MBTU to 6695 MBTU	per	\$	181.91
3.	Boilers 6695 MBTU and up	per	\$	261.29
4.	Steam driven prime movers	per	\$	121.28
5.	Steam actuated machinery	per	\$	121.28
6.	Unfired pressure vessels (operating at pressures in excess of 60 PSI and having volume of more than 5 cu. ft.)	per	\$	121.28

b. Periodic Re-Inspections

1.	Steam boilers	annual	\$	121.28
2.	Hot water boilers	annual	\$	121.28
3.	Unfired pressure vessels	annual	\$	121.28
4.	Miniature boilers	annual	\$	121.28
5.	Certificate of inspection	insurance inspection date	\$	121.28
6.	Shop inspection of boiler or pressure vessels	per	\$	121.28

5. Commercial Permits

a.	New Construction and/or Additions Sub Permits	NO CHARGE
b.	Alteration and Repairs Per \$1.00 of construction value if sf is provided, the construction value will be based on a cost of \$1.31/sf or the value provided by the permit applicant, whichever is higher. If no s/f is provided, the construction value will be based on the value provided by the permit applicant.	per s/f \$ 0.03
c.	Fire Sprinklers	per s/f \$ 0.03
d.	Hoods	per install \$ 192.39

6. Furnace and Heating Equipment

(including commercial dryers, ovens and other fire objects not classified elsewhere without a master permit)

per KW	\$ 4.85
--------	----------------

7. Internal Combustion Engines

per stationary	\$ 119.07
----------------	------------------

8. Other Fees

a.	Fire chemical halon and spray booths	per system \$ 221.60
b.	Insulation, pneumatic tube, conveyor systems, pressure and process piping, sheet metal or fiberglass air conditioning ducts, cooling towers, mechanical ventilation	per system \$ 127.89
c.	Not classified elsewhere	per \$1.00 job value \$ 18.20

9. Residential Permits

a.	New Construction and/or Additions
----	-----------------------------------

Sub Permits

NO CHARGE

b.	Alteration and Repairs Single Family/Duplex	per \$1.00 job value	\$ 0.064
		MINIMUM	\$ 82.69
		MAXIMUM	\$ 1,653.75

10. Storage Tanks for Flammable Liquids

per tank	\$ 238.14
----------	-----------

I. Miami Dade County Code Compliance Fees

Per \$ 1.00 construction value	\$ 0.0006
--------------------------------	-----------

J. Plumbing Permit Fees

1. "Up-Front" Processing Fee

(NON-REFUNDABLE)

When the building permit application is received, the applicant shall pay an "Up-Front" processing fee equal to thirty percent

30% of the total Building permit fee

2. Minimum Plumbing Permit Fees

Except where otherwise indicated

a.	Commercial	\$ 231.53
b.	Residential	\$ 82.69

3. Commercial Permits

a. New Construction and/or Additions

1. Sub Permits

NO CHARGE

2. All general plumbing permit fees are included under to Master Permit the following are the exceptions

- A. Backflow Preventers
- B. Interceptors (grease, oil, sand, etc.)
- C. Irrigation
- D. Lift Station
- E. Medical Gas (compressed air, nitrous oxide, vacuum lines, etc.)
- F. Natural/LP Gas
- G. Septic Tank and Drain field
- H. Site Work (sanitary manholes, catch basins, sewer lines and/or water lines)
- I. Wells for potable or irrigation

b. Alteration and Repairs

Per \$1.00 of construction value if s/f is provided, the construction value will be based on a cost of **\$1.31**/SF or the value provided by the permit applicant, whichever is higher. If no s/f is provided, the construction value will be based on the value provided by the permit applicant.

per s/f \$ **0.03**

c. Collector Lines for Building Drain Lines (Storm, Sanitary and Utility)

per 10 l/f \$ **18.74**
 MINIMUM \$ **127.89**

d. Manhole or Catch Basin

per manhole/catch basin \$ **31.97**
 MINIMUM \$ **127.89**

e. Medical Gas and Dental Vacuum Lines

1. Medical Gas

per \$1.00 job value \$ **.01874**
 MINIMUM \$ **127.89**

2. Solar Heater

per install \$ **158.76**

3. Dental Vacuum Lines

		per system	\$	49.61
f.	Natural Gas or Liquefied Petroleum			
1.	New or Replacement	per meter	\$	9.38
		MINIMUM	\$	82.69
2.	Commercial – includes meter and regulator			
		per outlet	\$	18.74
		MINIMUM	\$	82.69
3.	Commercial – does not include warm air heating units, but does include un-vented space			
		per appliance	\$	18.74
		MINIMUM	\$	82.69
4.	For major repairs to gas pipe where no fixture or appliance install is involved			
		per repair	\$	55.13
		MINIMUM	\$	82.69
5.	Underground L.P. gas tanks per group of tanks at a single location			
		per tank per group	\$	82.69
6.	Above ground L.P. gas tanks per group of tanks at a single location			
		per tank per group	\$	82.69
g.	Sewer			
1.	Per building storm sewer and per building sewer where connection is made to a septic tank, or a collector line or to an existing sewer or to a city Sewer or soakage pit or to a building drain outside a building			

			\$ 82.69
2.	Sewer Capping/Demolition		\$ 82.69
h.	Temporary Toilets (Waterborne or Chemical)		
		1 st toilet	\$ 82.69
		renewal	\$ 82.69
		per added toilet	\$ 18.74
i.	Water and Gas Mains (All Groups)		
		per 10 l/f	\$ 18.74
		MINIMUM	\$ 127.89
j.	Water Piping		
1.	2" or less water service backflow assembly		\$ 95.92
2.	2 1/2" or larger water service backflow assembly		\$ 191.84
3.	Irrigation system and underground sprinkler system for per zone		\$ 26.46
4.	Replace Solar Panel or New Install		\$ 191.84
5.	Solar water heater install, equipment replacement or repair		\$ 191.84
6.	Swimming Pool Heater Replacement or New Install		\$ 82.69
7.	Swimming Pool Repair		\$ 82.69
8.	Water service connection to a municipal or private water supply system (for per meter on per lot)		

			\$ 82.69
k.	Wells		
	1. Commercial	per well	\$ 127.89
4.	Residential Permits		
a.	New Construction and/or Additions		
	1. Sub Permits		NO CHARGE
	2. All general plumbing permit fees are included under to Master Permit the following are the exceptions		
	A. Backflow Preventers		
	B. Interceptors (grease, oil, sand, etc.)		
	C. Irrigation		
	D. Lift Station		
	E. Medical Gas (compressed air, nitrous oxide, vacuum lines, etc.)		
	F. Natural/LP Gas		
	G. Septic Tank and Drain field		
	H. Site Work (sanitary manholes, catch basins, sewer lines and/or water lines)		
	I. Wells for potable or irrigation		
b.	Alteration and Repairs		
	1. Single Family/Duplex	per \$1.00 job value	\$ 0.064
		MINIMUM	\$ 82.69
		MAXIMUM	\$ 1,653.75
	2. Shade Houses	per 100 sff	\$ 0.42
c.	Natural Gas or Liquefied Petroleum		
	1. New or Replacement	per meter	\$ 9.38
	2. Commercial – includes meter and regulator		

		per outlet	\$	18.74
3.	Commercial – does not include warm air heating units, but does include un-vented space			
		per appliance	\$	18.74
4.	For major repairs to gas pipe where no fixture or appliance install is involved			
		per repair	\$	55.13
5.	Underground L.P. gas tanks per group of tanks at a single location			
		per tank per group	\$	82.69
6.	Above ground L.P. gas tanks per group of tanks at a single location			
		per tank per group	\$	82.69
d.	Sewer			
1.	Per building storm sewer and per building sewer where connection is made to a septic tank, or a collector line or to an existing sewer or to a city Sewer or soakage pit or to a building drain outside a building		\$	82.69
2.	Sewer Capping/Demolition		\$	82.69
e.	Water and Gas Mains (All Groups)			
		per 10 l/f	\$	18.74
		MINIMUM	\$	127.89
f.	Water Piping			
1.	2" or less water service backflow assembly		\$	95.92

2.	2 1/2" or larger water service backflow assembly		\$ 191.84
3.	Irrigation system and underground sprinkler system for per zone		\$ 26.46
4.	Replace Solar Panel or New Install		\$ 191.84
5.	Solar water heater install, equipment replacement or repair		\$ 191.84
6.	Swimming Pool Heater Replacement or New Install		\$ 82.69
7.	Swimming Pool Repair		\$ 82.69
8.	Water service connection to a municipal or private water supply system (for per meter on per lot)		\$ 82.69
g.	Wells		
1.	Residential	per well	\$ 82.69
5.	Settling Tank, Gas and Oil Interceptors and Grease Traps		
	(Including drain tile and relay for same Residential and Commercial)		\$ 82.69
6.	Water Treatment Plants, Pumping Stations, Sewer Treatments and Lift Stations		
a.	Lift station (interior station piping)		\$ 381.47
b.	Sewage ejector		\$ 110.25

c. Sewage treatment plant (interior plant piping) \$ 238.14

d. Water treatment plant (interior plant piping) \$ 332.96

K. Public Works Plan Review Fees

1. Multiple Discipline Review

\$ 210.00

2. Single Discipline Review

\$ 80.00

3. Revisions

Revisions fee of seventy nine dollars per hour for a minimum of one (1) hour will be applied for revisions.

hourly

\$ 79.00

L. State of Florida Surcharge Fee

30 % of total building Services Division Permit Fee

per \$1.00 job value

\$ 0.03

M. Technology and Training Fees

A technology and training fee of fifteen percent (15%) of the total Building permit fee shall be assessed to per permit to enhance the City's ability to provide state-of-the-art technology to its Building Department customers.

Fifteen percent (15%) of the total Building permit

N. Unsafe Structures

The Department of Building & Code Compliance - Building Services Division Enforcement Fees: In compliance with the Florida Building Code, National Electrical Code, and Miami Gardens Code, Chapter 28, the following expenses will be recovered from necessary Building Services Division enforcement and/or

demolitions

- | | | | |
|-----|---|-------------|--------------------|
| 1. | Initiation and processing fee for all work without a permit and all Unsafe Structures cases after given ninety (90) days to comply. | per case | \$ 501.00 |
| 2. | Asbestos Sampling and Abatement | per | Actual Cost |
| 3. | Bid processing and contractor Notice to Proceed (NTP) administrative cost | per install | \$ 150.00 |
| 4. | Corporate Information | per | \$ 50.00 |
| 5. | Demolition/Secure Services | per case | Actual Cost |
| 6. | Digital Pictures | per picture | \$ 3.00 |
| 7. | Extension | per | \$ 150.00 |
| 8. | Initial Inspection | | \$ 158.00 |
| 9. | Legal Advertisement | per hearing | Actual Cost |
| 10. | Lien/Recordation/Cancellation of Notices | | |

	Administrative	Per page per 10 pages	Actual Cost \$ 1.00
11.	Posting of Notices		
		per posting	\$ 50.00
12.	Re-inspection (if applicable)		
	open non-compliance cases after being given ninety (90)days		\$ 110.00
13.	Title Search		
		per case	Actual Cost
14.	Unsafe Structure Panel		
		per hearing	\$ 200.00

O. Zoning Plan Review Fees

1. "Up-Front" Processing Fee

(NON_REFUNDABLE)

When the building permit application is received, the applicant shall pay an "Up-Front" processing fee equal to thirty percent

30% of the total Zoning fee

2. Permit Renewal

Renewal of expired or abandoned plans in review shall be fifty percent of the original zoning fee

50% of the original Zoning fee

3. Minimum Permit Fees

Minimum Fee for Zoning Fee shall be applicable to all items in this section except as otherwise specified.

\$ 25.00

With the exception of fees associated with windows, trusses, doors, skylights and all required shop drawings which are already included in the basic Zoning Fee, this minimum fee do not apply to add-on Zoning Fee issued as supplementary to current outstanding permits for the

same job.

Except where otherwise indicated

4. Awning, Canopy and Screen Enclosure

per install \$ **51.50**

5. Commercial Permits

a. New Construction (all other not Single Family Residence)
Other than as specified herein: (Water Towers, Pylons, Bulk Storage-Tank Foundations, Unusual Limited-use buildings, marquees, and similar construction)

per \$1.00 job value \$ **.00264**

b. Alteration and Repairs
All others not including single family residence.
Paving, Restriping, Resurfacing, Seal Coating, and other Structures

per \$1.00 job value \$ **0.0039**

6. Fence and Walls

1st 500 l/f \$ **51.50**

per added 500 l/f \$ **51.50**

Masonry and Ornamental Iron per l/f \$ **0.35**

7. Inspection and Plan Reviews

a. Expedite Plan Review Service

1. Commercial

1st 4 hours \$ **517.68**

per added hour \$ **129.15**

2. Residential

1st 4 hours \$ **242.55**

per added hour \$ **59.85**

b. Plan Revisions

per hour \$ **51.50**

8. Mobile Homes, Temporary Buildings and Trailers

per install \$ **70.00**

Does not include cost of new foundation or repairs to buildings or structure per 100 s/f \$ **2.94**

Development Services Technology Surcharge

Revenue Description

Revenue comes from a 15% local surcharge on all permits and fees collected in the Development Services Fund except impact fees.

Legal Basis for Revenue

Florida Statutes §166.231
 City of Miami Gardens Charter Article 4, Section 4.9
 City of Miami Gardens Ordinance 2007-16-122

Special Requirements

None.

Fund/Account Number

Development Services Fund
 15-00-00-345-200-00

Use of Revenue

Development Services Fund. Funds are to be used for the addition and improvement of technology used by the fund.

Method/Frequency of Payment

Concurrent with all other fees paid.

Basis for Budget Estimate

Estimate for the budget is based on a percentage of the permit fee estimate.

Collection History

<i>Fiscal Year</i>	<i>Amount</i>	<i>% increase/ (Decrease)</i>
FY 07	\$178,109	
FY 08	\$148,696	(18.46%)
FY 09	\$44,488	(69.37%)
FY 10	\$0	(100.0%)
FY 11	\$132,713	100%
FY 12	\$277,023	108.74%
FY 13*	\$166,738	(39.81%)
FY 14**	\$158,335	(5.04%)

Estimated
 ** Budgeted

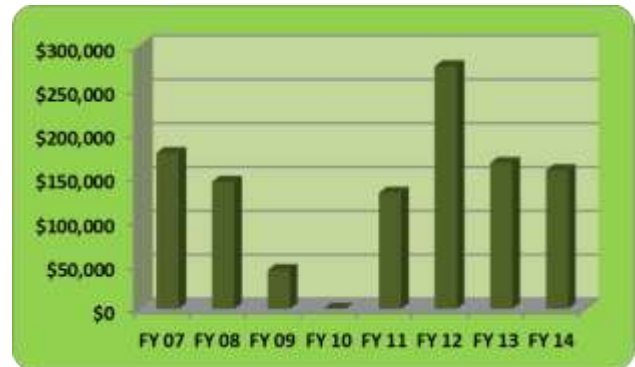
Discussion

This fee was originally imposed when the City assumed the operation of the Planning, Zoning and Building departments because of our lack of revenue history. Staff was concerned that sufficient funds to operate would not be generated by the normal permit fees. The fee has been renewed each year in order to provide sufficient revenue to run the Fund's activities. In FY-08, the fee was designated as a technology fee to help the City recover and expand technology-related expenses. The wide variation in revenue is due largely to the inaccurate coding of revenue during

the City's early days before full automation of the revenue system.

From the graph above, the effects on revenue of the economic slowdown is obvious.

History of Technology Surcharge in the Development Services Fund



General Fund Subsidy

Revenue Description

It is the City's policy to budget the City's fund balance reserve each year. This provides additional flexibility should emergency funding is needed and provides the public with transparency with regards to our reserve balance.

Generally, the Development Services Fund should be a self-balancing operation; however, starting in 2008, the Fund has had to have a direct subsidy from the General Fund in order to cover operational costs.

Legal Basis for Revenue

Florida Statutes §166.231
 City of Miami Gardens Charter Article 4, Section 4.9
 City of Miami Gardens Budget ordinance

Special Requirements

None.

Fund/Account Number

Development Services Fund:
 15-00-00-381-030-01

Use of Revenue

Development Services Fund. Restricted to the purpose for which it was received.

Method/Frequency of Payment

Annually.

Basis for Budget Estimate

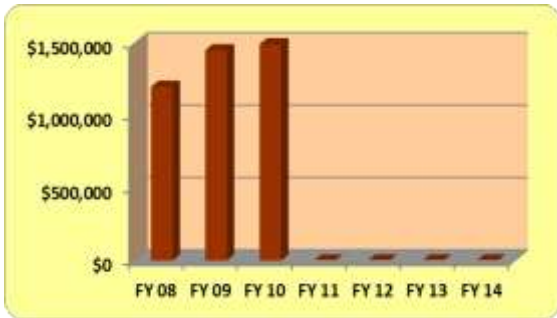
Estimate for the budget is based on operational necessity.

Collection History

<i>Fiscal Year</i>	<i>Amount</i>	<i>% increase/ (Decrease)</i>
FY 09	\$1,452,700	
FY 10	\$1,493,585	2.81%
FY 11	\$0	(100%)
FY 12	\$0	0%
FY 13*	\$0	0%
FY 14**	\$0	0%

* Estimated
** Budgeted

History of General Fund Subsidy to the Development Services Fund



Discussion

Each year, the City budgets its entire fund balance in all of its operating funds. In the first year of the Development Services Fund, the fund balance reserve grew substantially due to the hot development scene; however, as a result of economic turndown, the reserve has been depleted and a subsidy has been required to balance the budget. FY-10 saw more of the same, albeit less. In order to balance the FY-11 budget, \$103,690 had to be transferred from the General Fund as a subsidy. To date, \$3,659,297 has been transferred from the General Fund to the Development Fund. These funds will be paid back when conditions improve.

Interest Income

Revenue Description

This revenue results from the investment of idle City funds. Since the City's incorporation, interest earned was retained by the General Fund; however, in FY 08, the City will begin allocating earned interest to the various operating funds in proportion to their participation in pooled cash. Generally, the City deposits its revenues in a general operations account at its authorized depository (bank). These funds earn interest in this account until expended. Routinely however, the City has more funds in this account than is

actually necessary to meet operational needs at any particular time. In those cases, funds are transferred to the Florida State Board of Administration account which generally earns 30 to 50 basis points higher than a commercial bank deposit.

Legal Basis for Revenue

Florida Statutes §166.231, 180.14, 80.20
City of Miami Gardens Charter Article 4, Section 4.9 & Article 8, Sections 8.3 & 8.4
City of Miami Gardens Ordinance 2007-16-122

Special Requirements: None.

Fund/Account #: DFS 15-00-00-361-100-00

Use of Revenue: Unrestricted.

Method/Frequency of Payment

Interest is credited to the City's account on a monthly basis by the respective depository.

Basis for Budget Estimate

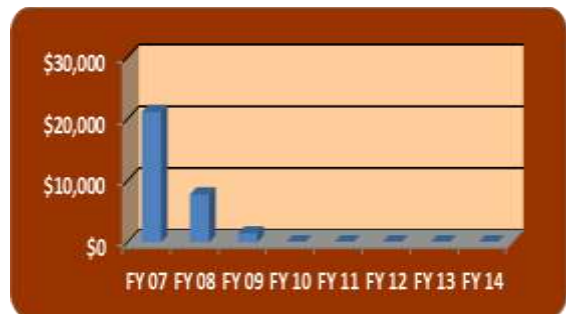
Budget estimate is based on historical receipts, trend analysis and anticipated cash available for deposit.

Collection History

<i>Fiscal Year</i>	<i>Amount</i>	<i>% increase/ (Decrease)</i>
FY 08	\$7,766	
FY 09	\$1,474	(81.02%)
FY 10	\$0	(100%)
FY 11	\$0	0%
FY 12	\$0	0%
FY 13*	\$0	0%
FY 14**	\$0	0%

* Estimated
** Budgeted

History of Earned Interest to the Development Services Fund



Discussion

From FY-04 through FY-06, the City received interest on its idle cash and that interest earned was retained by the General Fund. In FY-07, the City began to allocate interest earnings based on a Fund's proportionate share of the pooled cash. The decrease in FY-08 and FY-09 are due to the decline of the fund balance. Until the Fund begins to have a positive balance sheet, no interest will be earned.



*City of Miami
Gardens*

**REVENUE
MANUAL**
For FY-2013 - 2014

**SPECIAL REVENUE
FUND**

Impact Fees

Revenue Description

Impact fees are charged on new land development and also on the expansion, replacement or change of use of existing land uses and are designed to capture a portion of the cost of providing the capital infrastructure needed to integrate the development into the existing community. They can only be used for new services or capital expenditures designed to serve this new population or business.

The City of Miami Gardens, through Miami-Dade County, levies several impact fees. These include impact fees for Law Enforcement, Parks Open Space and Parks Improvements. Also included is a General Administration Fee that is assessed as part of the fees.

- Law enforcement impact fees are imposed upon all land uses that create an impact on law enforcement services. This includes Commercial, Industrial and Residential.
- Parks and recreation Open Space impact fees are imposed upon all land uses that create an impact on City parks.
- Parks and recreation Improvement impact fees are imposed upon all land uses that create an impact on City parks.
- Admin Fees

In addition to the above impact fees, Miami-Dade County levies impact fees on development within the City including Road and School impact fees.

Legal Basis for Revenue

Article VIII, Section 1(g), Florida Constitution
Florida Statutes §125.01, §163.3161, §236.24(1), §380.06

City of Miami Gardens Charter Article 4, Section 4.9

City of Miami Gardens Ordinance 2007-16-122

Special Requirements

Funds collected from impact fees cannot be used to replace existing capital facilities or to fund existing deficiencies, but only to provide for new capital facilities, which are necessitated by new development.

Prior to the imposition of impact fees, the local government must conduct a study to establish the costs to be recovered through the fees. Miami-Dade County conducted these studies for the City of Miami Gardens when this area was unincorporated.

Fund/Account Number

Special Revenue Fund
16-00-00-363-210-00 (General Administration Fee)
16-00-00-363-220-00 (Police Impact Fee)
16-00-00-363-270-00 (Parks Improvement Impact Fee)
16-00-00-363-271-00 (Parks Open Space Impact Fee)

Use of Revenue

Special Revenue Fund. Restricted to the purpose for which it was received per the above.

Method/Frequency of Payment: Occasional.

Basis for Budget Estimate

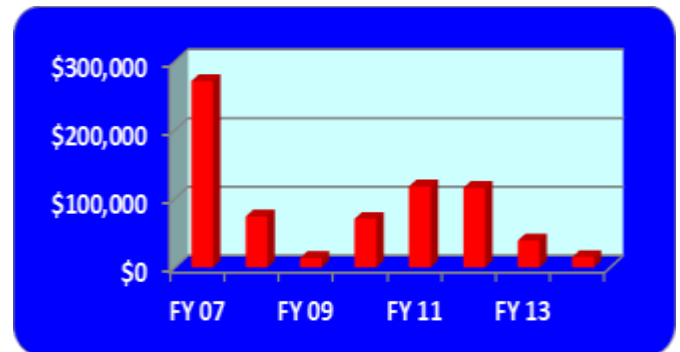
Estimate for the budget is based on history of fee collections, trend analysis and adjusted by anticipated new construction for the coming year.

Collection history

Parks Open Space

<i>Fiscal Year</i>	<i>Amount</i>	<i>% increase/ (Decrease)</i>
FY 07	\$271,131	
FY 08	\$74,115	(72.66%)
FY 09	\$13,698	(81.82%)
FY 10	\$70,636	415.67%
FY 11	\$117,896	66.91%
FY 12	\$115,695	(1.87%)
FY 13*	\$39,000	(66.29%)
FY 14**	\$15,000	(61.54%)

History of the Park Open Space impact Fee Revenue to the



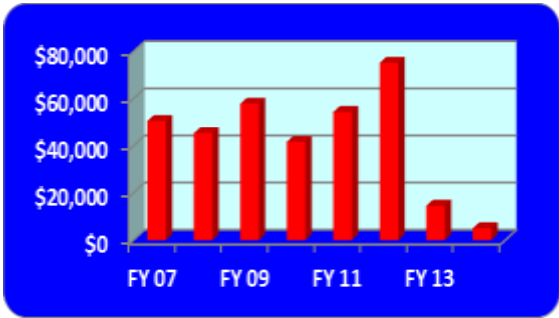
Parks Operations

<i>Fiscal Year</i>	<i>Amount</i>	<i>% increase/ (Decrease)</i>
FY 07	\$44,292	
FY 08	\$62,970	42.17%
FY 09	\$12,627	(79.95%)
FY 10	\$65,950	422.29%
FY 11	\$91,663	38.99%
FY 12	\$97,674	6.56%
FY 13*	\$59,800	(38.78%)
FY 14**	\$15,000	(74.92%)

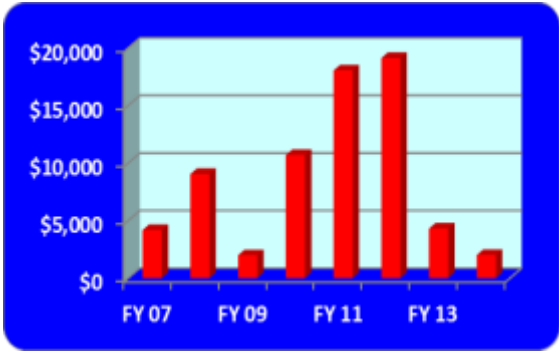
* Estimated

** Budgeted

**History of the Park Operations
Impact Fee Revenue to the Special
Revenue Fund**



**History of Admin. Impact Fee to
the Special Revenue Fund**



Police

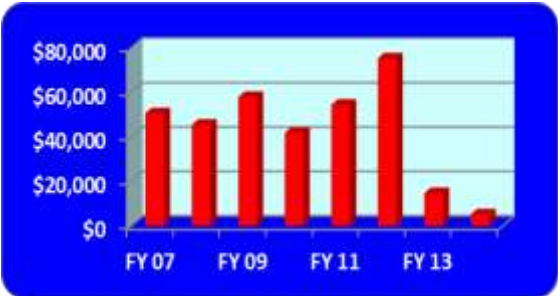
<i>Fiscal Year</i>	<i>Amount</i>	<i>% increase/ (Decrease)</i>
FY 07	\$50,505	
FY 08	\$45,348	(10.21%)
FY 09	\$57,824	27.51%
FY 10	\$41,669	(27.94%)
FY 11	\$54,342	30.41%
FY 12	\$75,205	38.39%
FY 13*	\$14,545	(80.66%)
FY 14**	\$5,000	(65.62%)

Discussion

Impact fee collection varies with the construction economy. The City began collection of its own impact fees in FY-05. Also in FY-05, Miami-Dade County remitted prior year collections to the City (FY-03 to FY05). That accounts for the extraordinary collection amount in that year.

FY-07 reflects the height of the construction boom in South Florida with the downturn in overall construction activity reflected in the FY-08.

**History of the Police Impact Fee
to the Special Revenue Fund**



Admin

<i>Fiscal Year</i>	<i>Amount</i>	<i>% increase/ (Decrease)</i>
FY 07	\$4,168	
FY 08	\$9,030	116.65%
FY 09	\$1,975	(78.14%)
FY 10	\$10,683	441.19%
FY 11	\$18,029	68.76%
FY 12	\$19,105	5.97%
FY 13*	\$4,300	(77.49%)
FY 14**	\$2,000	(53.49%)

* Estimated
** Budgeted

**Law Enforcement Training
Trust Fund (L.E.T.T. F.)**

Revenue Description

The distribution of traffic fines is regulated by Florida Statue 318.18 and 318.21. These laws clearly describe where certain portions of a traffic fine are to be distributed. For instance, a set amount goes to the Child Welfare Trust Fund (\$1.00) and the Juvenile Justice Trust Fund (\$1.00). Other distributions are by percentage: 20.6% to the State's General Fund, 7.2% to the Emergency Medical Services fund, 8.2% to the Brain & Spinal Cord fund, etc.

When a citations is issued within a municipality, the statutes allocate 50.8% of the fine to the City's General Fund (Florida Statutes §318.21(2)(g)(2)). An additional \$2.00 per ticket is designated to be used for law enforcement training purposes. The City has established a Law Enforcement Training Trust Fund (L.E.T.T.F.) to receive these funds per Florida Statute §938.15 and §318.18(1)(d).

Legal Basis for Revenue

Florida Statutes §318.18(1)(d) and §938.15
City of Miami Gardens Charter Article 4, Section 4.9
City of Miami Gardens Ordinance 2007-16-122

Special Requirements

Municipalities and counties may assess an additional \$2.00 on each ticket to pay for expenditures for criminal justice education degree programs and training courses, including basic recruit training, for their respective officers and employing agency support personnel, provided such education degree programs and training courses are approved by the employing agency

administrator, on a form provided by the State, for local funding.

Workshops, meetings, conferences, and conventions shall, on a form approved by the state for use by the employing agency, be individually approved by the employing agency's administrator prior to attendance. The form shall include, but not be limited to, a demonstration by the employing agency of the purpose of the workshop, meeting, conference, or convention; the direct relationship of the training to the officer's job; the direct benefits the officer and agency will receive; and all anticipated costs.

Fund/Account Number

Special Revenue Fund
16-00-00-359-006-00

Use of Revenue

Special Revenue Fund. Funds are restricted to the purpose for which they were received per the above.

Method/Frequency of Payment

The City receives its allocation monthly from the Miami-Dade County Clerk of Courts by check.

Basis for Budget Estimate

Estimate for the budget is based on history of fee collection and trend analysis.

Collection History

Fiscal Year	Amount	% increase/ (Decrease)
FY 07	\$22,843	
FY 08	\$14,280	(32.49%)
FY 09	\$22,923	102.14%
FY 10	\$18,386	(19.79%)
FY 11	\$19,281	4.87%
FY 12	\$20,831	8.04%
FY 13*	\$27,377	31.42%
FY 14**	\$28,000	2.28%

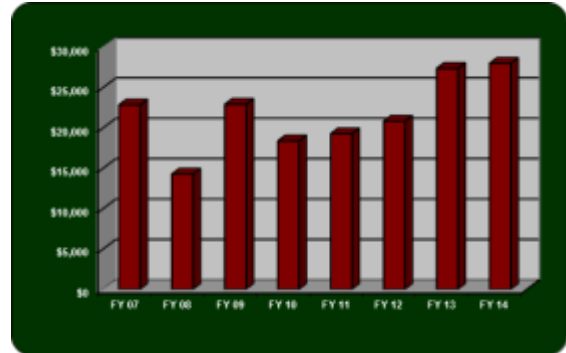
* Estimated
** Budgeted

Discussion

The City receives these funds as part of each traffic ticket issued within the City's municipal boundaries. Thus far, the City has not spent any of these funds. With the start-up of our department in December 2007, we should begin using the funds in the future.

This revenue is based on traffic tickets issued, thus we expected and saw an increase after our police department was created in FY-09. Overall, revenue is small and fairly stable.

History of Law Enforcement Training Trust Fund Revenues (\$2 Funds) to the Special Revenue Fund



Interest Income

Revenue Description

This revenue results from the investment of idle City funds. Since the City's incorporation, interest earned was retained by the General Fund; however, in FY 08, the City will begin allocating earned interest to the various operating funds in proportion to their participation in pooled cash.

Generally, the City deposits its revenues in a general operations account at its authorized depository (bank). These funds earn interest in this account until expended. Routinely however, the City has more funds in this account than is actually necessary to meet operational needs at any particular time. In those cases, funds are transferred to the Florida State Board of Administration account which generally earns 30 to 50 basis points higher than a commercial bank deposit.

Legal Basis for Revenue

Florida Statutes §166.231, 180.14, 80.20
City of Miami Gardens Charter Article 4, Section 4.9 & Article 8, Sections 8.3 & 8.4
City of Miami Gardens Ordinance 2007-16-122

Special Requirements

None.

Fund/Account Number

Special Revenue Fund: 15-00-00-361-100-00

Use of Revenue

Special Revenue Fund, unrestricted.

Method/Frequency of Payment

Interest is credited to the City's account on a monthly basis by the respective depository.

Basis for Budget Estimate

Budget estimate is based on historical receipts, trend analysis and anticipated cash available.

Collection History

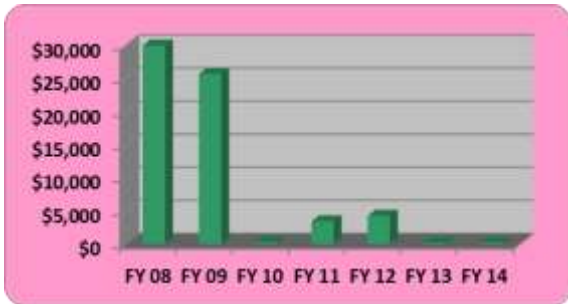
<i>Fiscal Year</i>	<i>Amount</i>	<i>% increase/ (Decrease)</i>
FY 08	\$52,558	
FY 09	\$25,712	81.08%
FY 10	\$263	(98.98%)
FY 11	\$3,434	1205.7%
FY 12	\$4,288	24.87%
FY 13*	\$200	(95.34%)
FY 14**	\$200	0.00%

* Estimated
 ** Budgeted

Discussion

In FY-04 through FY-06, the City received interest on its idle cash in its bank operating account; however, that interest earned was retained by the General Fund. In FY-07, the City began to allocate interest earnings based on a Fund's proportionate share of the pooled cash. The decrease in FY-09 through FY-11 is due to the collapse of interest rates and the use of a major portion of the funds in the police and parks departments' capital program.

History of Earned Interest Income Revenue to the Special Revenue Fund





*City of Miami
Gardens*

**REVENUE
MANUAL**
For FY-2013 - 2014

**CAPITAL PROJECTS
FUND**

Grants and Donations

Revenue Description

Periodically, the City is awarded construction grants from other governmental agencies or private organizations. These grants are usually specific to a particular project. Revenue may be received in advance of the actual performance, but it is much more likely for the revenues to be received after completion of the activity for which the grant was awarded and paid on a reimbursement basis.

Often, partial draw downs on the grants can be effectuated upon completion of various milestones of progress toward the completion of the activity. With the creation of the Capital Improvement Fund, most grants for capital improvements that were previously received in the other operating Funds are now managed in the CIP Fund.

Legal Basis for Revenue

Florida Statutes §166.231
 City of Miami Gardens Charter Article 4, Section 4.9
 City of Miami Gardens Ordinance 2007-16-122

Special Requirements

None.

Fund/Account Number

CIP Fund

30-00-00-341-201-00 (Urban Area Security Initiative Grant)

Use of Revenue

CIP Fund. Restricted to the purpose for which it was received.

Method/Frequency of Payment

Occasional. No set frequency.

Basis for Budget Estimate

Estimate for the budget is based on approved or pending grant awards.

Collection History

<i>Fiscal Year</i>	<i>Amount</i>	<i>% increase/ (Decrease)</i>
FY 07	\$3,160,677	
FY 08	\$11,109,659	251.5%
FY 09	\$7,242,320	(662.66%)
FY 10	\$5,776,483	(20.42%)
FY 11	\$5,287,776	(8.46%)
FY 12	\$2,503,463	(52.66%)
FY 13*	\$2,907,419	16.14%
FY 14**	0	(100.00%)

* Estimated
 ** Budgeted

Discussion

Grants have comprised a major portion of the construction capital that the City has had available since its inception. Local, state and Federal grants has been received for a variety of activities including parks, roads, stormwater and beautification.

Until FY-06, such grants were accounted for in the appropriate operating fund; however, this tended to distort the finances of the fund, thus in FY-06 the Capital Project Fund was created and all grants except those in enterprise funds are accounted for here.

Funds not expended in any particular fiscal year are carried over to the new budget in the same line item for continuity. Funding for FY-13 is \$0 at this time although we know that we will be receiving a UASI grant but the amount is not known at this time.

History of Grants and Donations Revenue to the Capital Projects Fund



Proceeds of Long Term Debt (Bonds)

Revenue Description

Periodically, the City issue debt in order to finance its major capital projects. These projects range form street improvements, parks acquisition and improvements, the purchase of property and the design/constriction of new building and facilities, and the purchase/renovation of older buildings.

Bonds are the municipal way of borrowing. The City issues bonds or notes upon which the City indicates the interest rate it will pay to the lender and the timeframe for repayment. There are several varieties of bonds, but the most common is the revenue bond. Revenue bonds are loans backed the City's pledge of certain, specified revenue for repayment. These pledged revenues can be almost any revenues the City receives except property taxes. Revenue bonds are usually sold on a negotiated basis with potential lenders. Smaller revenue issues, like ours, are solicited on a competitive basis with area lending institutions through sealed bids.

If property taxes are pledged, Florida requires that such bond be approved by a referendum of the voters. This pledge states that the City will guarantee the repayment of these bonds even it takes a tax increase to do so.

These tax-backed bonds are called General Obligation Bonds (GO Bonds). These are usually sold on the open market in New York City through a major underwriting agency.

Legal Basis for Revenue

Florida Statutes §166.231
 City of Miami Gardens Charter Article 4, Section 4.9 and Article 8, Section 8.3 and Section 8.4
 City of Miami Gardens Ordinance 2007-16-122

Special Requirements

None.

Fund/Account Number

Capital Improvement Fund
 30-00-00-384-100-01

Use of Revenue

Various Operating Funds. Restricted to Capital facilities purchase, design, and construction.

Method/Frequency of Payment

Funds are received upon issuance of the bonds.

Basis for Budget Estimate

Estimate is the amount of the planned bond issue.

Collection History

<i>Fiscal Year</i>	<i>Amount</i>	<i>% increase/ (Decrease)</i>
FY 06	\$0	
FY 07	\$14,400,000	100%
FY 08	\$0	(100%)
FY 09	\$12,800,000	100%
FY 10	\$0	(100%)
FY 11	\$55,000,000	100%
FY 12	0	(100%)
FY 13*	0	0%
FY 14**	0	0%

* Originally recorded in the General Fund
 ** Budgeted from a COP issue for City Hall

Discussion

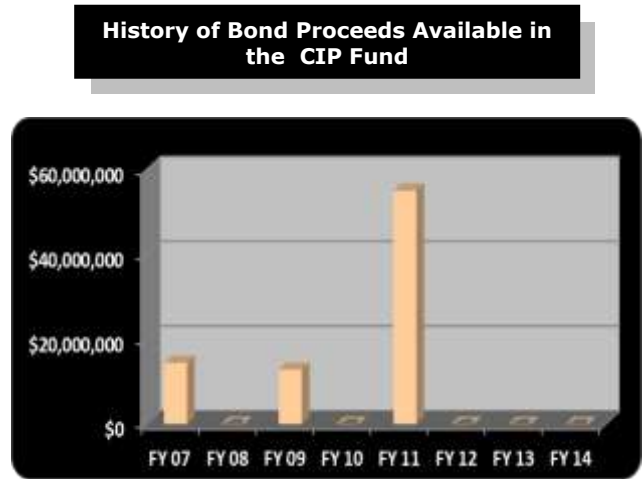
The City has issued two facility improvement revenue bonds since its inception in 2003. The first was a \$7.5 million issued backed by the Communications Services Tax, State Revenue Sharing and the County 3-cent Gas Tax. These funds were used for the purchase of a parks addition to Rolling Oaks Park, the purchase of a pocket park off NW 37th Avenue, purchase of right-of-way for a road project at NW 27th Ct. and NW27th Avenue, NW27th Avenue beautification, and the police and public works complex.

The \$14.4 million revenue bond issue was also backed by the Communications Services Tax and State Revenue Sharing revenues. These funds were designated for renovation of the police and public works facilities, the construction of a fuel

station for City vehicles, the purchase of additional parks property, and other miscellaneous capital needs.

In FY-09, the City issued a taxable revenue bond (\$8.8 million) secured by the electric utility tax. These bonds were for the purchase of two parcels of developer-owned property for possible resale under the City's economic development program. The City also issued \$4 million in revenues bonds to purchase a 14 acre parcel with 5 existing building for a senior center and botanical garden.

FY-11 will see the issuance of \$55,000,000 in Certificates of Participation (COPS) to finance the City's new City Hall complex.



Transfers In

Revenue Description

Transfers-in represent two types of transfers from other operating Funds. The first are capital transfers. These are programmed transfers of funds for specific capital projects. With the addition of the Capital Improvement Projects Fund, most capital projects are now funded in, and managed out of, this Fund. These transfers represent either the full or partial cost of a proposed project. Often, these funds are the City's match for a grant that was received.

The second type of transfer-in is for debt service on the City's capital-related bond issues. The projects undertaken with bond funds thus far have been for the benefit of both the General Fund and the Transportation Fund. Both Funds transfer their proportionate share of the annual debt service to the CIP Fund from where the bond payment is actual made.

Legal Basis for Revenue

Florida Statutes §166.231
 City of Miami Gardens Charter - Article 4, Section 4.9 & Article 8, Sections 8.3 & 8.4.
 City of Miami Gardens Ordinance 2007-16-122

Special Requirements

None.

Fund/Account Number

Capital Improvement Project Fund: 30-00-00-381-015-10 to 30-00-00-381-030-01

Use of Revenue

Capital Improvement Projects Fund. Restricted.

Method or Frequency of Payment

Transferred with the approval of the annual budget.

Basis for Budget Estimate

Estimate for the budget is based on a formula which varies for each covered service. These are as follows:

Collection History

<i>Fiscal Year</i>	<i>Amount</i>	<i>% increase/ (Decrease)</i>
FY 07	\$8,752,020	
FY 08	\$4,884,197	(44.19%)
FY 09	\$1,700,000	(65.19%)
FY 10	\$2,235,869	31.52%
FY 11	\$960,661	(57.03%)
FY 12	\$895,817	(6.75%)
FY 13*	\$4,918,298	449.03%
FY 14**	\$5,204,701	5.82%

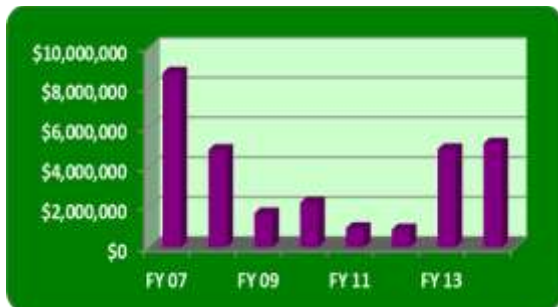
* Estimated

** Budgeted

Discussion

Transfers-in to the Capital Projects Fund are largely as a result of capital construction programs being carried out by other Funds. Often they are needed to supplement a grant that was received. Also, the City Council periodically transfers monies into the Fund to use for future projects and for contingency on current projects.

History of Transfers-In in the Capital Projects Fund



Interest Income

Revenue Description

This revenue results from the investment of idle City funds. After the City's incorporation, interest earned was retained by the General Fund; however, in FY

08, the City will begin allocating interest to the various operating funds in proportion to their participation in pooled cash.

Legal Basis for Revenue

Florida Statutes §166.231, 180.14, 80.20
 City of Miami Gardens Charter Article 4, Section 4.9 & Article 8, Sections 8.3 & 8.4
 City of Miami Gardens Ordinance 2007-16-122

Special Requirements: None.

Fund/Account #: CIP 30-00-00-361-100-00

Use of Revenue: Capital Projects Fund, unrestricted.

Method/Frequency of Payment

Interest is credited to the City's account on a monthly basis by the respective depository.

Basis for Budget Estimate

Estimate for the budget is based on historical receipts and trend analysis and anticipated cash on hand.

Collection History

<i>Fiscal Year</i>	<i>Amount</i>	<i>% increase/ (Decrease)</i>
FY 08	\$431,276	
FY 09	\$97,230	(77.46%)
FY 10	\$16,518	(83.01%)
FY 11	\$178,028	977.78%
FY 12	\$94,050	(47.17%)
FY 13*	\$0	(100.00%)
FY 14**	\$0	0.00%

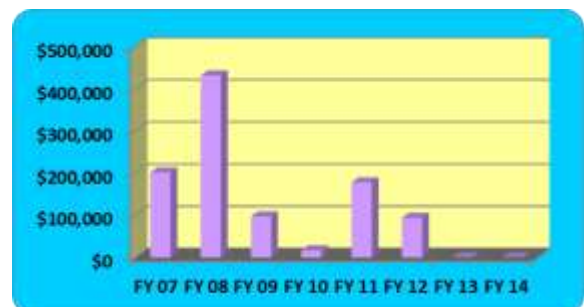
* Estimated

** Budgeted

Discussion

From FY-04 through FY-06, the City received interest on its idle cash in its bank operating account; however, that interest earned was retained by the General Fund. In FY-07, the City began to allocate interest earnings to each Fund based on the Fund's proportionate share of the pooled cash. For FY-11, the CIP Fund received \$178,028 on its \$55,000,000 COP issue (These funds are held by the Trustee and paid to the City upon need.

History of Earned Interest Income Revenue to the Capital Projects Fund





*City of Miami
Gardens*

**REVENUE
MANUAL**
For FY-2013 - 2014

**STORMWATER
UTILITY FUND**

Stormwater Utility Fee

Revenue Description

USEPA has required that local governments have a program to deal with stormwater runoff, improve water quality discharge, to maintain the existing stormwater discharge system, to implement and remain compliant with the Environmental Protection Agency's National Pollutant Discharge Elimination System (NPDES) Permit Program through efficient operations and the use of Best Management Practices (BMP).

In order to implement such a program, the State of Florida has authorized local governments to establish stormwater utilities and to charge a fee such as necessary to cover the costs of such a program. Miami-Dade County initially established a stormwater utility for the Miami-Gardens area. In April of 2006, the City assumed management of the utility through its own ordinance and interlocal agreement with the County.

Under the Miami Gardens Stormwater Utility, each property is charged a monthly fee of \$4.00 per Equivalent Residential Unit (ERU). An ERU is based on a typical residential unit having 1,800 square feet of impermeable surface area. Commercial properties are charged based on their total ERUs.

Legal Basis for Revenue

Florida Statutes §403.0893
 City of Miami Gardens Charter Article 4, Section 4.9
 City of Miami Gardens Ordinance 2006-25-106
 City of Miami Gardens Resolution 2006-143-489
 City of Miami Gardens Ordinance 2007-16-122

Special Requirements

Fee collected must be used for the purposes stated above.

Fund/Account Number

Stormwater Utility Fund
 41-00-00-329-600-00

Use of Revenue

Stormwater Utility. Unrestricted.

Method/Frequency of Payment

Stormwater Utility Fees are collected from each City of Miami Gardens property owner (or tenant) through either the City of North Miami Beach's Water and Sewer System or through the Miami-Dade County Water & Sewer Department as part of their monthly bill. For properties that are not currently on either of these systems, the City bills directly on a quarterly basis.

Basis for Budget Estimate

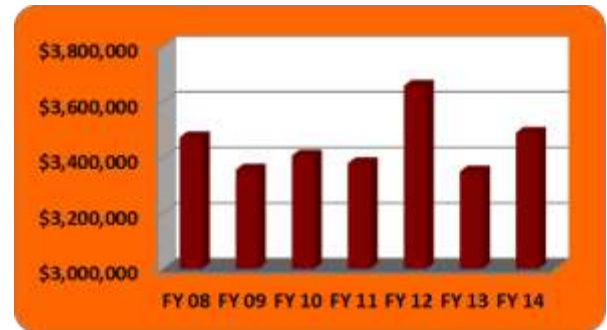
Estimate for the budget is based the number of total ERUs calculated within the City (approximately 72,000) times \$4.00 per month.

Collection History

<u>Fiscal Year</u>	<u>Amount</u>	<u>% increase/ (Decrease)</u>
FY 08	\$3,473,074	
FY 09	\$3,356,630	(3.35%)
FY 10	\$3,407,248	1.51%
FY 11	\$3,380,061	(0.80%)
FY 12	\$3,658,510	8.24%
FY 13*	\$3,350,000	(8.43%)
FY 14**	\$3,489,549	4.17%

* Estimated
 ** Budgeted

History of Stormwater Utility Fees



Discussion

In FY-07, the City took over the Stormwater Utility from Miami-Dade County in April 2007. FY-08 is the first full year of the Stormwater Utility's operations. One major goal of the new department is to staff up and to secure equipment. Currently, the City contracts for such item as Street cleaning and basin cleaning; however, the goal is to perform such services in-house.

When the City assumed the program, the County turned over its drainage basins, culverts and drains located on City-owner streets. It also turned over approximately 10 miles of canal systems which we have to maintain. Currently the City is paying the County to continue to maintain these canals.

Permitting (Flood Plain Management) Fees

Revenue Description

As part of the requirements the City must comply with in order to participate in the National Flood Insurance Program is a plan review process for all new construction and substantial improvements. The floodplain fees are designed to cover the costs of administering this program to comply with the federal regulations. Fees are charged upon application for a qualifying process, either to the developer or to the resident.

Legal Basis for Revenue

National Flood Insurance Reform Act of 1994 (42 U.S.C. 4101)
 City of Miami Gardens Charter Article 4, Section 4.9
 Miami-Dade County Code Chapter 11-C
 City of Miami Gardens Ordinance 2004-07-23
 City of Miami Gardens Ordinance 2009-20-192

Special Requirements

Fee collected must be used for the purposes stated above.

Fund/Account Number: Stormwater Utility Fund
 41-00-00-329-500-00

Use of Revenue: Stormwater Utility. Unrestricted.

Method/Frequency of Payment

Occasional. Floodplain fees are charged upon application for a covered process.

Basis for Budget Estimate: Historical collection.

Collection History

<i>Fiscal Year</i>	<i>Amount</i>	<i>% increase/ (Decrease)</i>
FY 09	\$24,394	
FY 10	\$49,116	101.34%
FY 11	\$28,045	(42.9%)
FY 12	\$56,325	100.84%
FY 13*	\$40,000	(28.98%)
FY 14**	\$40,000	0.00%

* Estimated
 ** Budgeted

Discussion

The floodplain management program was established in FY-08. Prior to this, the building department handled elevation certifications. Currently the program is being administered by the Floodplain Administrator in the Public Works Department.

History of Floodplain Management Fees



Fee Schedule

1. Floodplain Fees:
 - Plan Review
 - Residential.....\$ 90
 - Commercial.....\$ 210
2. Certificate of Completion Review.....\$ 55
3. Review of structures in Flood Zone X.....\$ 275
4. Flood Proofing Review.....\$ 355
5. Letter of Map Revision (LOMR) Review..\$ 275
 - Single Structure +\$20 for each additional lot
6. Conditional LOMR review
 - a. Multiple lots – up to 5 lot.....\$ 275
 - b. Over 5 lots.....\$ 275
 - + \$20 for each additional lot
7. Plan review establishing substantial improvement
 - a. Residential.....\$ 95
 - b. Commercial.....\$ 200
8. Flood Zone inquiry (to include a Flood Zone Letter).....\$45
9. Processing of Elevation Certificate.....\$ 45
10. Processing of Tie beam Elevation Certificate.....\$ 30
11. Preparation of Materials for Variances and Appeals:
 - a. Flood criteria and other Finished Floor Elevation Requirements
 - Residential..... \$695 per unit
 - Commercial.....\$1,175 per unit
12. Floodplain Construction Inspection
 - a. Re-Inspection, after 1st Failed Inspection.....\$ 55
 - b. Substantial Damages/Improvement Inspection.....\$ 50
 - c. Inspection in lieu of elevation certificate (as allowed).....\$ 125
13. Processing of Public Notices and Advertisements.....\$ 130/ad
14. Plan Reviews for Revisions to Previously Approved Plans.....50% of original fee Unless Otherwise noted..... (min. of \$55)

15. Sediment and Erosion Control Inspection: \$150.00

(This is performed to comply with federal and state NPDES permit requirements.) Includes review, inspection, reports, etc.

16. Re-Inspections: \$76.00 per inspection (Work should be complete and ready for inspection at the time the inspection is scheduled. If the work is not ready or does not conform to Code or the approved drawings, a re-inspection will be necessary.)

17. Fee for Private Drainage Inspections for Compliance with the Property Maintenance Ordinance: \$50 per inspection (The Floodplain Administrator conducts these inspections and coordinating with facility management.) The following are options for these facilities once a year:

- a. The City inspects for a charge of \$50.00 Any maintenance and associated cost required as a result of this inspection is the facility's responsibility, including requiring a reasonable time frame to fix the system or re-inspection fee if not ready for the inspection.
- b. The facility provides an inspection and report to the City, no charge by City, once a year.
- a. The facility provides maintenance on a yearly basis, and provides receipts to the city annually.

Interest Income

Revenue Description

This revenue results from the investment of idle City funds. Since the City's incorporation, interest earned was retained by the General Fund; however, in FY 08, the City began allocating earned interest to the various operating funds in proportion to their participation in pooled cash.

Legal Basis for Revenue

Florida Statutes §166.231, 180.14, 80.20
 City of Miami Gardens Charter Article 4, Section 4.9 & Article 8, Sections 8.3 & 8.4
 City of Miami Gardens Ordinance 2007-16-122

Special Requirements: None.

Fund/Account Number: Stormwater Utility Fund 41-00-00-361-100-00

Use of Revenue: Stormwater Fund, unrestricted.

Method/Frequency of Payment

Interest is credited to the City's account on a monthly basis by the respective depository.

Basis for Budget Estimate

Estimate for the budget is based on historical receipts and trend analysis and anticipated cash available.

Collection History

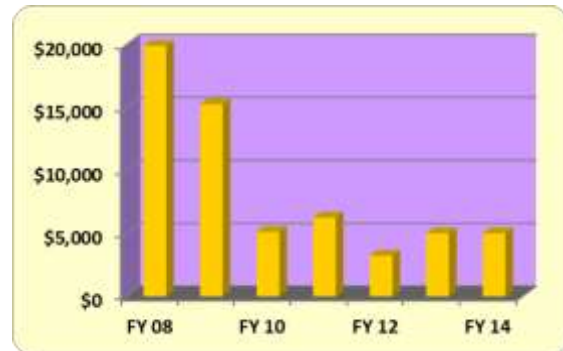
Fiscal Year	Amount	% increase/ (Decrease)
FY 08	\$19,902	
FY 09	\$15,254	(23.35%)
FY 10	\$5,105	(66.53%)
FY 11	\$6,261	22.64%
FY 12	\$3,226	(48.48%)
FY 13*	\$5,000	55.01%
FY 14**	\$5,000	0.00%

* Estimated
 **Budgeted

Discussion

From FY-04 through FY-06, the City received interest on its idle cash in its bank operating account; however, that interest earned was retained by the General Fund. In FY-07, the City began to allocate interest earnings based on a Fund's proportionate share of the pooled cash.

History of Earned Interest Income Revenue to the Stormwater Utility Fund



Grants and Donations

Revenue Description

Periodically, the City is awarded construction grants from other governmental agencies or private organizations. These grants are usually specific to a particular project. Revenue may be received in advance of the actual performance, but it is much more likely for the revenues to be received after completion of the activity for which the grant was awarded and paid on a reimbursement basis.

Often, partial draw downs on the grants can be effectuated upon completion of various milestones of progress toward the completion of the activity. With the creation of the Capital Improvement Fund, most grants for capital improvements that were previously received in the other operating Funds are now managed in the CIP Fund except for Stormwater grants as the Stormwater Fund is an enterprise fund and grants should be expensed within the fund.

Legal Basis for Revenue

Florida Statutes §166.231
 City of Miami Gardens Charter Article 4, Section 4.9
 City of Miami Gardens Ordinance 2007-16-122

Special Requirements: None.

Fund/Account Number: Stormwater Fund
 410-00-341-201-00 (State Grant)

Use of Revenue

Stormwater Fund. Restricted to the purpose for which it was received.

Method/Frequency of Payment: Occasional.

Basis for Budget Estimate

Estimate for the budget is based on approved or pending grant awards.

Collection History

<i>Fiscal Year</i>	<i>Amount</i>	<i>% increase/ (Decrease)</i>
FY 09	\$1,159,901	
FY 10	\$88,275	(92.39%)
FY 11	\$147,301	66.87%
FY 12	\$701,670	376.35%
FY 13*	\$24,000	(96.58%)
FY 14**	\$0	(100.00%)

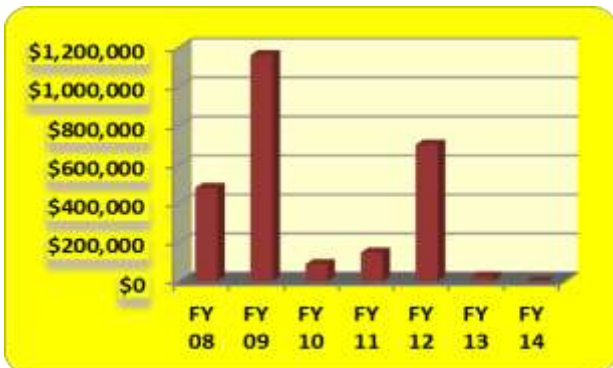
* Estimate
 ** Budgeted

Discussion

Grants have comprised a major portion of the stormwater construction capital that the City has had available since its inception. Local, state and Federal grants are received for specific projects.

Funds not expended in any particular fiscal year are carried over to the new budget in the same line item for continuity.

History of Grants and Donations in the Stormwater Utility Fund



(Unreserved Fund Balance)

Revenue Description

It is the City’s policy to budget the City’s fund balance reserve each year. This provides additional flexibility should emergency funding be needed and provides the public with transparency with regards to our reserve.

Legal Basis for Revenue

Florida Statutes §166.231, 180.14, 80.20
 City of Miami Gardens Charter Article 4, Section 4.9 & Article 8, Sections 8.3 & 8.4
 City of Miami Gardens Ordinance 2007-16-122

Special Requirements: None.

Fund/Account Number: Stormwater Utility Fund
 41-00-00-389-900-00

Use of Revenue: Restricted to stormwater uses.

Method/Frequency of Payment: N/a.

Basis for Budget Estimate

Budgeted amount is based on prior year’s audit or estimate if audit is not complete.

Collection History

<i>Fiscal Year</i>	<i>Amount</i>	<i>% increase/ (Decrease)</i>
FY 09	\$1,159,901	
FY 10	\$1,323,041	14.06%
FY 11	\$1,250,982	(5.45%)
FY 12	\$817,407	(34.66%)
FY 13*	\$817,407	0.00%
FY 14**	\$1,203,379	47.22%

* Estimated
 ** Budgeted

Discussion

The City budgets its entire fund balance in all of its operating funds. Most of the funds appropriated in this manner are from previously, unspent Stormwater Fees.

It is anticipated that the reserve will serve primarily as the funding source for any required match on stormwater grants that the City receives.

History of Budgeted Fund Balance Reserve in the Stormwater Utility Fund





**COMMUNITY
DEVELOPMENT
BLOCK GRANT FUND**

Grants and Donations

Revenue Description

Periodically, the City is awarded construction grants from other governmental agencies or private organizations. These grants are usually specific to a particular project. Revenue may be received in advance of the actual performance, but more usual is for the revenues to be received after completion of the activity for which the grant was awarded.

Often, partial draw downs on the grants can be effectuated upon completion of various milestones of progress toward the completion of the activity. With the creation of the Capital Improvement Fund, most grants for capital improvements that were previously received in the other operating Funds are now managed in the CIP Fund.

Legal Basis for Revenue

Florida Statutes §166.231
 City of Miami Gardens Charter Article 4, Section 4.9
 City of Miami Gardens Ordinance 2007-16-122

Special Requirements

None.

Fund/Account Number

CIP Fund
FY-11
 14-00-00-331-000-00 (Community Development Block Grant)

Use of Revenue

CIP Fund. Restricted to the purpose for which it was received.

Method/Frequency of Payment

Basic grant is by entitlement on a yearly basis. Other donations and grants are received on an occasional basis. There is no set frequency.

Basis for Budget Estimate

Estimate for the budget is based on approved or pending grant awards.

Collection History

<i>Fiscal Year</i>	<i>Amount</i>	<i>% increase/ (Decrease)</i>
FY 08	\$1,849,336	
FY 09	\$3,709,675	100.59%
FY 10	\$6,293,302	69.65%
FY 11	\$5,379,937	(14.51%)
FY 12	\$5,883,794	9.37%
FY 13*	\$1,932,227	(67.16%)
FY 14**	\$1,014,829	(47.48%)

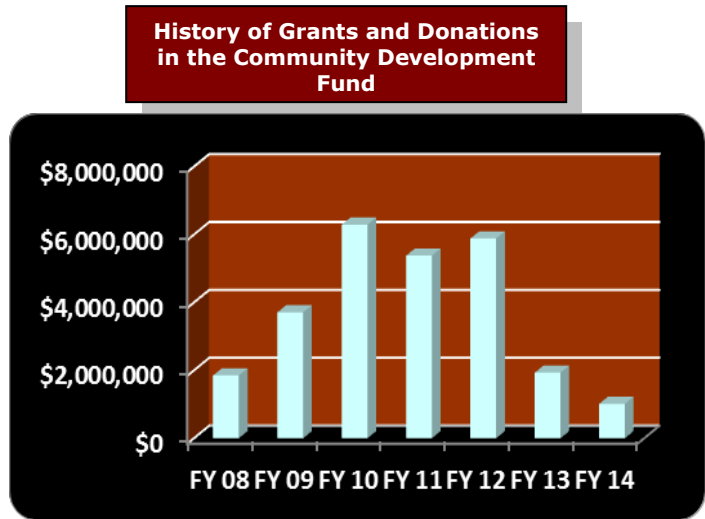
* Estimated
 * Budgeted

Discussion

The City received its first CDBG Grant as an entitlement city in FY-07 after completing its Consolidated Plan. As a result of Hurricane Wilma, the City received grant assistance from the State of Florida for repair and hardening of residential structures throughout the City. The City also received a grant from HUD via Miami-Dade County for a façade renovation program.

In FY-09, the City received approximately \$6.7 million in Neighborhood Stabilization Funds (NSP) in addition to smaller awards from the federal government. In FY-10, the City has been awarded additional NSP funding as well as several ARRA (Stimulus) funding grants.

In FY-11, only the City's CDBG Grant is anticipated although the City will attempt to receive additional funding under the NSP Program.





*City of Miami
Gardens*

REVENUE MANUAL

For FY-2013 - 2014

STATE HOUSING INITIATIVE PARTNERSHIP GRANT FUND

Grants

Revenue Description

The State Housing Initiatives Partnership (SHIP) Program was created for the purpose of providing funds to counties and eligible municipalities as an incentive for the creation of local housing partnerships, to expand production and preservation of affordable housing, to further the housing element of local government comprehensive plans specific to affordable housing, and to increase housing-related employment. Portions of the documentary stamp tax are transferred into the Local Government Housing Trust Fund for distribution to eligible county and municipal governments to fund the implementation of local housing assistance plans.

Legal Basis for Revenue

Laws of Florida, Chapter 2007-198
 Florida Statutes §201.15 and §420.9071(9)
 City of Miami Gardens Charter Article 4, Sec. 4.9
 City of Miami Gardens Ordinance 2007-16-122

Special Requirements

A county or eligible municipality seeking approval to receive its share of the local housing distribution must adopt an ordinance containing several provisions. Additional procedures exist regarding the local government's submission of its local housing assistance plan.

Fund/Account Number: 13-00-00-331-000-00

Use of Revenue

The City must expend its portion of the distribution only to implement a local housing assistance plan. Proceeds may not be expended for the purpose of providing rent subsidies; Additionally, funds may not be pledged to pay the debt service on any bonds.

Method/Frequency of Payment

Basic grant is by entitlement on a yearly basis.

Basis for Budget Estimate

Estimate for the budget is based on approved or pending grant awards.

Collection History

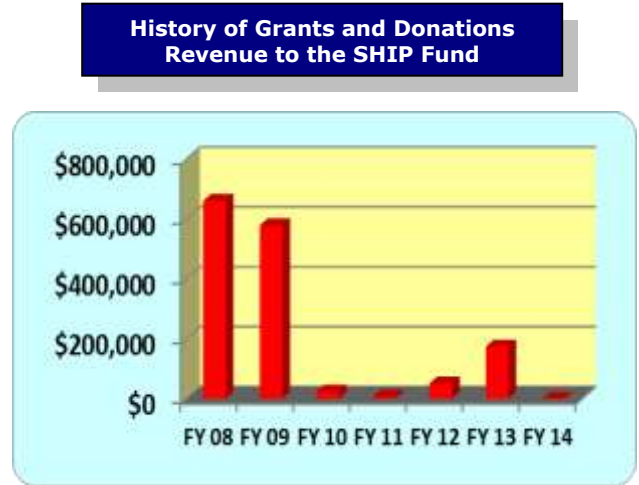
<i>Fiscal Year</i>	<i>Amount</i>	<i>% increase/ (Decrease)</i>
FY 08	\$660,696	
FY 09	\$579,223	(12.33%)
FY 10	\$23,407	(95.96%)
FY 11	\$7,400	(68.39%)
FY 12	\$50,914	588.03%
FY 13*	\$174,480	242.70%
FY 14**	\$0	0.00%

* Estimated

** Budgeted

Discussion

The City received its first SHIP Grant in FY-07 after completing its Housing Assistance Plan. Funds have been used exclusively for single family housing rehab thus far. There will be no allocation of funds in Florida for FY-13.





City of Miami Gardens

REVENUE MANUAL

For FY-2013 - 2014

LAW ENFORCEMENT TRUST FUND

Law Enforcement Trust Fund (L.E.T.F.) Revenue

Revenue Description

Section 932.701-707, Florida Statutes, establishes the procedure for local law enforcement departments to seize contraband and sell these assets. The law enables law enforcement agencies to seize anything that was used in, or acquired with proceeds of, felonious criminal actions. The seizure is accomplished through a civil process, as opposed to the underlying criminal law-based prosecution. It requires that contraband forfeiture trust funds be used only for the expressly specified purposes set forth in the statute or for other extraordinary programs and purposes, beyond what is usual, normal, regular, or established.

Legal Basis for Revenue

Florida Statutes §932.701-707
 City of Miami Gardens Charter Article 4, Section 4.9
 City of Miami Gardens Ordinance 2007-16-122

Special Requirements

Monies received from law enforcement seizures can only be used for specific purposes as outlined in Florida Statutes.

If the seizing agency is a county or municipal agency, the remaining proceeds shall be deposited in a special law enforcement trust fund established by the board of county commissioners or the governing body of the municipality. Such proceeds and interest earned therefrom shall be used for school resource officer, crime prevention, safe neighborhood, drug abuse education and prevention programs, or for other law enforcement purposes, which include defraying the cost of protracted or complex investigations, providing additional equipment or expertise, purchasing automated external defibrillators for use in law enforcement vehicles, and providing matching funds to obtain federal grants. The proceeds and interest may not be used to meet normal operating expenses of the law enforcement agency.

After July 1, 1992, and during every fiscal year thereafter, any local law enforcement agency that acquires at least \$15,000 pursuant to the Florida Contraband Forfeiture Act within a fiscal year must expend or donate no less than 15 percent of such proceeds for the support or operation of any drug treatment, drug abuse education, drug prevention, crime prevention, safe neighborhood, or school resource officer program(s). The local law enforcement agency has the discretion to determine which program(s) will receive the designated proceeds.

Fund/Account Number: 17-00-00-359-007-00

Use of Revenue

Law enforcement. Funds are restricted per the above.

Method/Frequency of Payment

Occasional. No set frequency.

Basis for Budget Estimate

Statutes prohibit the anticipatory budgeting of these funds. Only prior year fund balance can be planned for expenditure in the budget.

Collection History

Fiscal Year	Amount	% increase/ (Decrease)
FY 09	\$22,910	
FY 10	\$104,405	355.72%
FY 11	\$19,280	(81.53%)
FY 12	\$13,243	(31.31%)
FY 13*	\$56,141	323.93%
FY 14**	\$0	(100.00%)

* Estimated

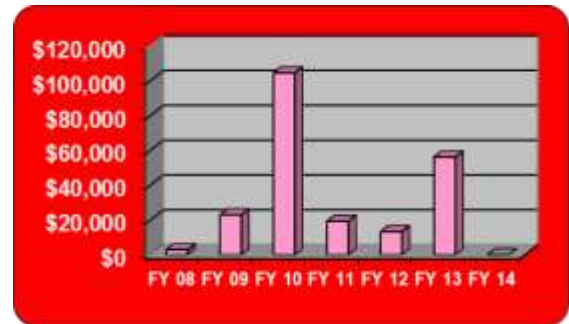
** State Law Prohibits anticipatory budgeting

Discussion

Prior to FY-08, the City contracted with the Miami-Dade County Police Department for police services. The City did not receive L.E.T.F. funds. With the advent of our own department, we can expect to see an increase in the availability of these funds in future years.

Florida law prohibits the anticipatory budgeting of LETF funds. The amounts shown in prior years are total received during that year.

History of Law Enforcement Trust Fund Revenues to the Special Revenue Fund



Interest Income

Revenue Description

This revenue results from the investment of idle City funds.

Legal Basis for Revenue

Florida Statutes §932.701-707
 Florida Statutes §166.231, 180.14, 80.20
 City of Miami Gardens Charter Article 4, Section 4.9 & Article 8, Sections 8.3 & 8.4
 City of Miami Gardens Ordinance 2007-16-122

Special Requirements

None.

Fund/Account Number

LEFT Fund
17-00-00-361-100-00

Use of Revenue: Restricted.

Method/Frequency of Payment

Interest is credited to the City's account on a monthly basis by the respective depository.

Basis for Budget Estimate

Estimate based on fund current balance.

Collection History

<i>Fiscal Year</i>	<i>Amount</i>	<i>% increase/ (Decrease)</i>
FY 09	\$319	
FY 10	\$263	(22.42%)
FY 11	\$675	156.65%
FY 12	\$452	(33.04%)
FY 13*	\$100	(77.88%)
FY 14**	\$0	(100.00%)

History of Earned Interest Income Revenue to the Law Enforcement Trust Fund



Discussion

Because the City just started its LEFT Fund with the inception of our own police force, the only monies in the fund were from the County. Interest should climb as the City police deposit more into the account.

Other Non-Operating (Unreserved Fund Balance)

Revenue Description

It is the City's policy to budget the City's fund balance reserve each year. This provides additional flexibility should emergency funding be needed and provides the public with transparency with regards to our reserve balance. For the LEFT Fund, because it is

not lawful to budget in advance, all funds budgeted are from previous years. it is important to try and expend all funds timely.

Legal Basis for Revenue

Florida Statutes §932.701-707
Laws of Florida, Chapter 2007-198
Florida Statutes §201.15 and §420.9071(9)
City of Miami Gardens Charter Article 4, Section 4.9
City of Miami Gardens Ordinance 2007-16-122

Special Requirements: Used per statutes.

Fund/Account Number:

LEFT Fund: 1700-00-389-900-00

Use of Revenue

HIP Fund. Restricted to the uses for which it was originally received.

Method/Frequency of Payment

N/A. Money appropriated with budget approval.

Basis for Budget Estimate

Budgeted amount is based on prior year's audit or an estimate if audit is not available at of budget time.

Collection History

<i>Fiscal Year</i>	<i>Amount</i>	<i>% increase/ (Decrease)</i>
FY 10	\$144,959	
FY 11	\$196,999	35.9%
FY 12	\$106,670	(45.85%)
FY 13*	\$121,821	14.20%
FY 14**	\$22,830	(81.26%)

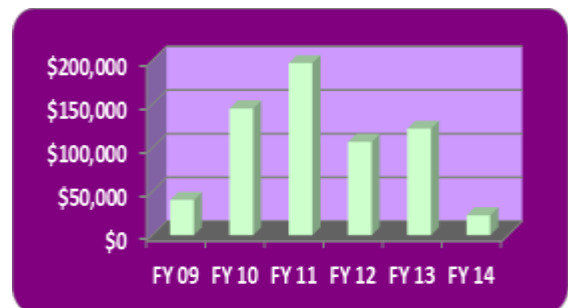
* Estimated
** Budgeted

Discussion

Each year, the City budgets its entire fund balance in all of its operating funds, including the LEFT Fund. By Florida State law, the City cannot budget anticipatory funds.

Fund balance consists of previously received confiscated funds and prior interest in the fund. In FY-10, approximately \$70,000 was used for purchases of police equipment.

History of Budgeted Fund Balance Reserve in the LEFT Fund





*City of Miami
Gardens*

**REVENUE
MANUAL**
For FY-2013 – 2014

DEBT SERVICE FUND

Transfers-In

Revenue Description

As part of the City’s internal charge system, the Debt Service Fund is generally responsible for the payment of bond and capital lease debt service for vehicle, equipment and real property purchases. Each year, the department for which the debt was issued must budget and transfer the appropriate debt service amount to the Debt Service Fund to make the bond payment.

This charge is based on the actual debt service for the various vehicles, equipment and real property purchased through bond and capital lease financing.

Legal Basis for Revenue

Florida Statutes §166.231
 City of Miami Gardens Charter Article 4, Section 4.9 and Article 8, Section 8.3 and Section 8.4
 City of Miami Gardens Ordinance 2007-16-122

Special Requirements

None.

Fund/Account Number

Debt Service Fund 21-00-00-381-000-00

Use of Revenue

Debt Service Fund. Restricted to Debt Service.

Method/Frequency of Payment

The City’s Finance Department transfers total prior to the debt service payment date or on a monthly pro-rata basis.

Basis for Budget Estimate

Estimate for the budget is based on actual debt service schedule.

Collection History

<i>Fiscal Year</i>	<i>Amount</i>	<i>% increase/ (Decrease)</i>
FY 10	\$6,637,910	
FY 11	\$9,388,361	41.44%
FY 12	\$9,866,989	5.10%
FY 13*	\$8,709,535	(11.73%)
FY 14**	\$8,745,307	0.41%

* Estimated
 ** Budgeted

Discussion

This component of the internal cost allocation system was developed in order too ensure that each department paid its fair share of the debt service from the various city financings. FY-10 and FY-11 will see a jump in debt service due to the issuance of two bond issues in FY-10. FY 13 reflects a decrease as one bond issuance is paid off and also utilizing the proceeds of the sale of a property to pay FY 2013 debt service instead of transferring funding in from General Fund.

History of Police Debt Transfer to the Debt Service Fund

